

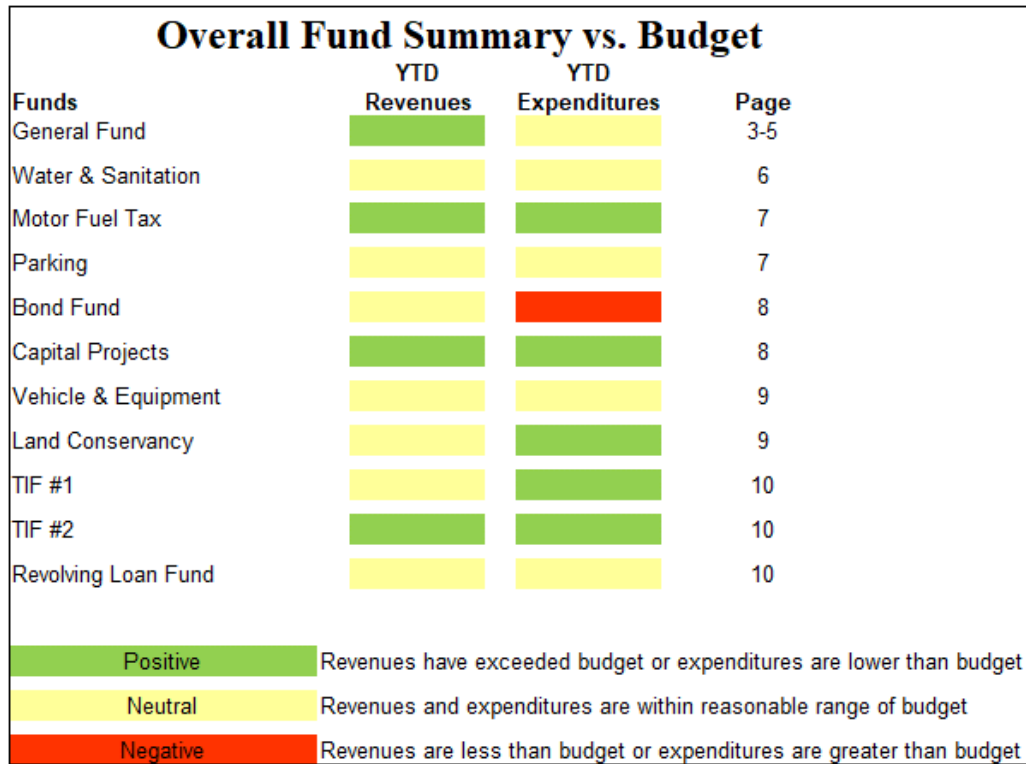
# Village of Cary Financial Report Fiscal Year 2019/2020 For the Twelve Months Ended April 30, 2020 **(Preliminary/Estimate)**

The following report highlights the financial position of the Village of Cary for the period beginning May 1, 2019 through April 30, 2020 (*12 months 100% of year*) with an analysis on actual revenues and expenditures compared to our fiscal year 2019/2020 budget and compared to actual revenues and expenditures from the previous fiscal year.

This April 2020 financial report is a preliminary draft prepared on the “cash basis” consistent with previous monthly reports. It does not include adjustments and accruals that are recorded at fiscal year-end as part of the audit preparation. In general, these year-end adjustments include items such as accruals for FY 2020 expenses paid after the fiscal year (i.e. May and June).

## Overall Fund Summary

The following chart highlights each of the Village Funds and how the YTD revenues and expenditures compare to budget:



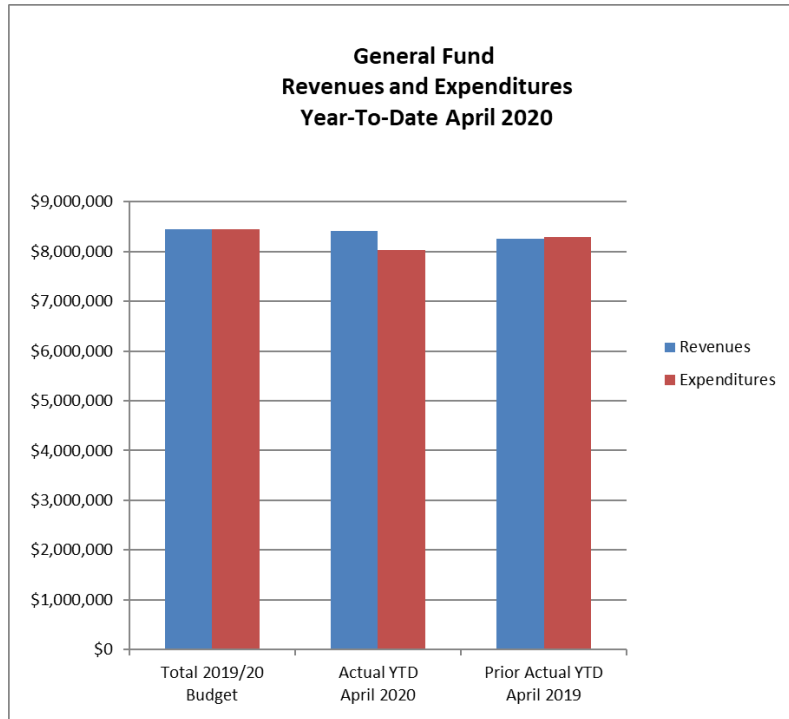
The following table details the revenues and expenditures for all the Village funds for the twelve months ended April 30, 2020. Staff is pleased to report that overall fund expenditures are within the overall target range of 100% of the budget.

**REVENUE & EXPENDITURES - BY FUND**  
**FISCAL YEAR 2020**  
**TWELVE MONTHS ENDED APRIL 2020**  
**PERCENTAGE OF YEAR COMPLETED: 100%**

	<b>ACTUAL</b>	<b>BUDGET</b>	<b>% OF</b>	<b>FY 2020</b>
	<b>YTD</b>	<b>YTD</b>	<b>BUDGET</b>	<b>BUDGET</b>
<b>General</b>				
Revenue	8,406,012.58	8,452,013.00	99.46%	8,452,013.00
Expenditures	(8,030,014.86)	(8,450,090.00)	95.03%	(8,450,090.00)
<b>Water &amp; Sanitation</b>				
Revenue	4,122,208.20	3,875,500.00	106.37%	3,875,500.00
Expenses	(4,690,980.47)	(5,521,908.00)	84.95%	(5,521,908.00)
<b>Motor Fuel Tax</b>				
Revenue	834,755.92	488,000.00	171.06%	488,000.00
Expenditures	(450,712.48)	(629,091.00)	71.65%	(629,091.00)
<b>Parking</b>				
Revenue	203,726.80	229,000.00	88.96%	229,000.00
Expenses	(221,434.23)	(1,016,431.00)	21.79%	(1,016,431.00)
<b>Bond Fund</b>				
Revenue	603,375.20	600,000.00	100.56%	600,000.00
Expenditures	(1,980,557.78)	(518,675.00)	381.85%	(518,675.00)
<b>Capital Projects Fund</b>				
Revenue	51,276.82	214,000.00	23.96%	214,000.00
Expenditures	(736,116.87)	(1,182,000.00)	62.28%	(1,182,000.00)
<b>Building Fund</b>				
Revenue	13,986.10	-	100.00%	-
Expenditures	(232,875.88)	(1,100,000.00)	21.17%	(1,100,000.00)
<b>Vehicle &amp; Equipment Fund</b>				
Revenue	33,371.04	39,500.00	84.48%	39,500.00
Expenditures	(52,953.87)	(199,100.00)	26.60%	(199,100.00)
<b>Land Conservancy Fund</b>				
Revenue	35,308.52	21,000.00	168.14%	21,000.00
Expenditures	(32,383.00)	(236,383.00)	13.70%	(236,383.00)
<b>T.I.F. #1</b>				
Revenue	76,719.43	176,000.00	43.59%	176,000.00
Expenditures	(1,154,850.84)	(1,001,955.00)	115.26%	(1,001,955.00)
<b>T.I.F. #2</b>				
Revenue	17,546.66	8,500.00	206.43%	8,500.00
Expenditures	-	(21,000.00)	0.00%	(21,000.00)

## General Fund Summary

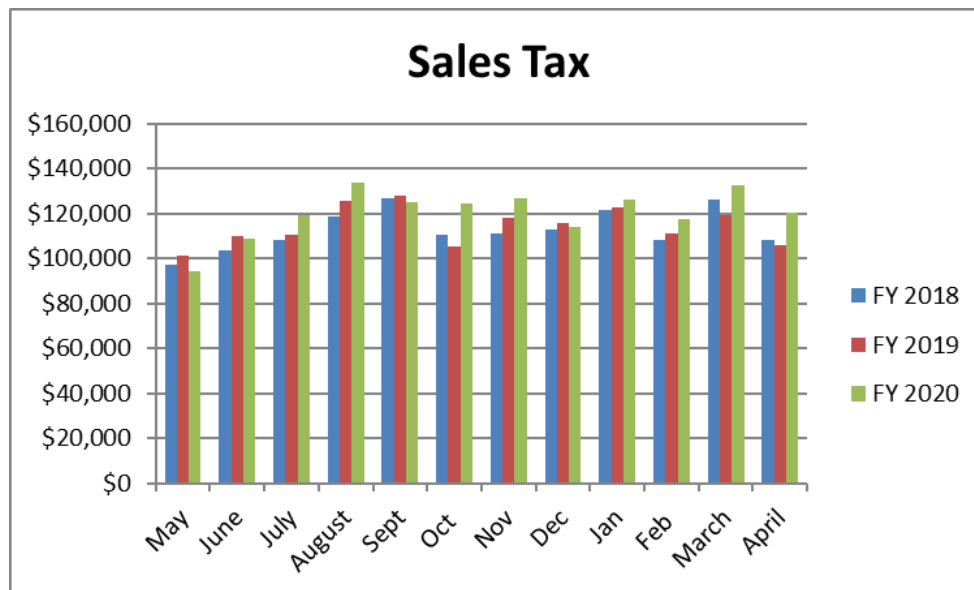
At April 30, 2020, the Village's General Fund actual revenues of \$8,406,013 were \$375,998 in excess of the actual expenses of \$8,030,015. In the prior fiscal year, the expenses were \$38,266 in excess of the actual revenues. The budget-to-actual comparison indicates that revenues collected are 99.4% of budgeted revenues while actual expenditures are 95% of budgeted expenditures. Explanations for any budget variances will be found on the following pages.



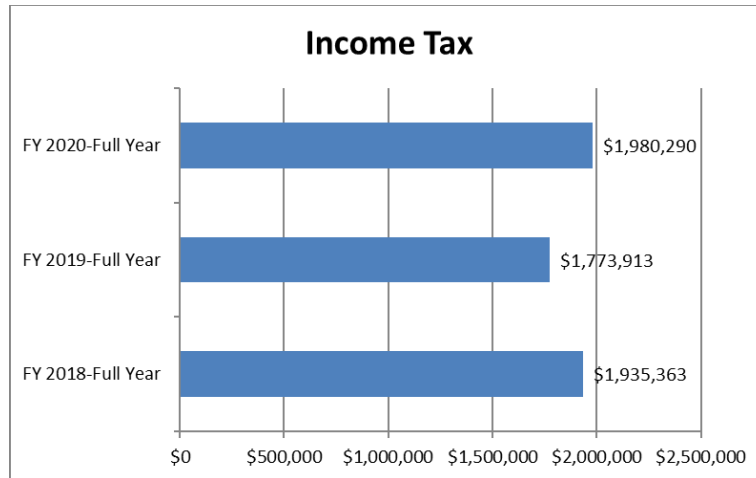
## General Fund Revenues

**Property Taxes** - The Village has collected 100.2% or \$2,777,625 of the \$2,770,672 budgeted property taxes during the fiscal year. which represents the final settlement total from the County for this year's property tax distributions.

**Sales Taxes** – Year to date sales taxes of \$1,444,287 are currently trending higher than the same time last year and came in above the target with the current budget of \$1,340,000. The following bar graph depicts the amount collected on a monthly basis in Fiscal Year 2020 in comparison to the same month in prior Fiscal Year 2018 and 2019.



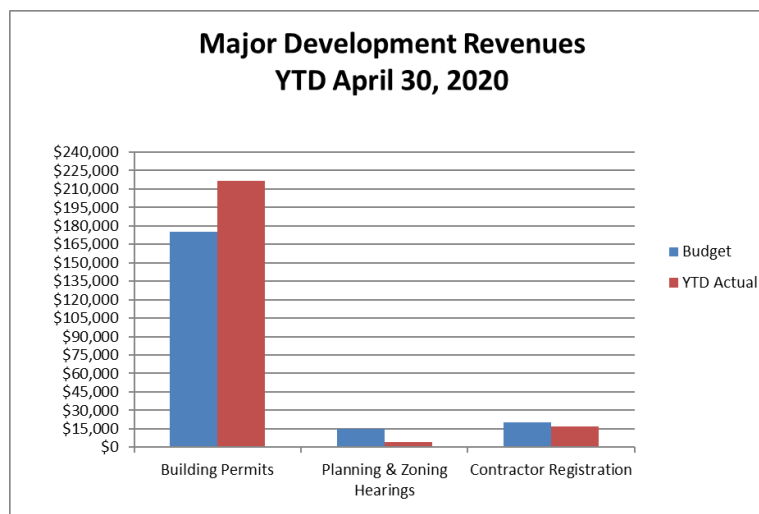
**Income Taxes** – As of April 30, 2020, income tax revenue of \$1,980,290 is 107.5% of budget, which is above target with the current budget of \$1,840,803.



**Local Use Taxes** – As of April 30, 2020, local use tax revenue of \$630,454 is 108.8% of the budgeted amount of \$579,190.

**Licenses** – As of April 30, 2020, the Village collected 27.7% or \$22,605 of the budgeted License revenues of \$81,465. Liquor License revenue of \$13,059 were collected in April, representing 18.6% of the 70,000 budgeted revenues. Due to the COVID-19 pandemic, the Village issued an Executive Order to extend certain licenses (tobacco, liquor, scavenger, gaming and amusement) beyond the May 1, 2019-April 30, 2020 license year. This license extension has reduced the Village’s license revenue for fiscal year 2019/2020. Next fiscal year/license year, the Village will receive the license revenue for the 2020/2021 license period and the 2021/2022 license period.

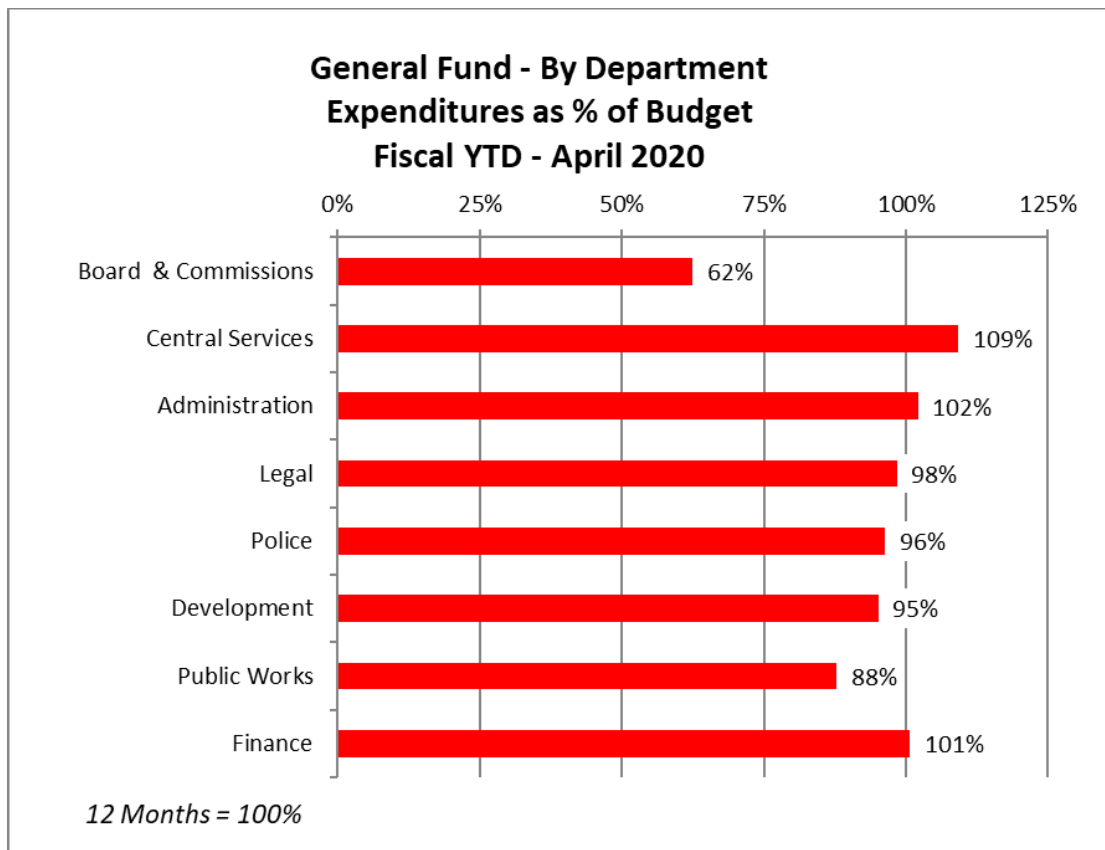
**Development Revenue** – The total YTD Development Revenue of \$243,647 is 77.9% of budget. Other Permits and Plan review have been consolidated into building permits based on the budget approved. The top three budgeted development items recorded the following actual vs. budget:



**Fines/Fees** – In the category of Fines/Fees, the Village has received \$131,046 or 72.4% of the budgeted revenue compared to \$142,328 for the same twelve-month period last year.

**Other Revenues** – Overall, the Other Revenue category is below budget, as the Village has collected 82.1% of these budgeted revenues. Telecommunication Tax revenue of \$327,596 (77% of Budget) is less than the prior year actual of \$379,687 for the same twelve-month period.

**General Fund Expenditures**

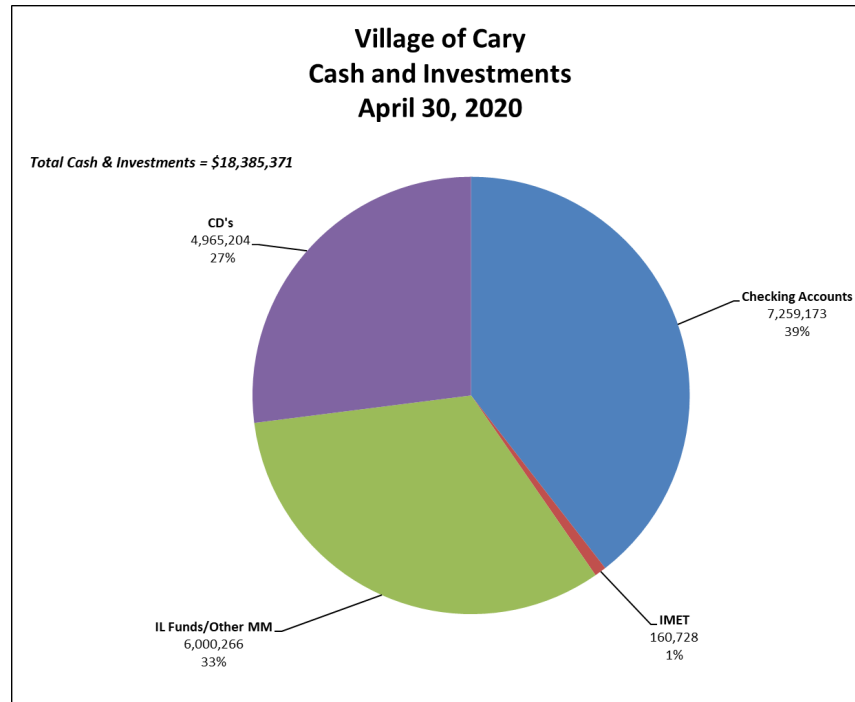


Total General Fund expenditures are budgeted at \$8,450,090 for the entire fiscal year. The actual expenditures through April 30, 2020 are \$8,030,015 or 95% of budget. Last year, actual expenditures through April 30, 2019 were \$8,287,688.

The chart above details each Village Department’s year to date expenditures as a percentage of their 2019/2020 General Fund budget.

As of April 30, 2020, or twelve months into the fiscal year, most of the Village departments are close to or below the expected spending level of 100% of budget.

## Cash and Investments

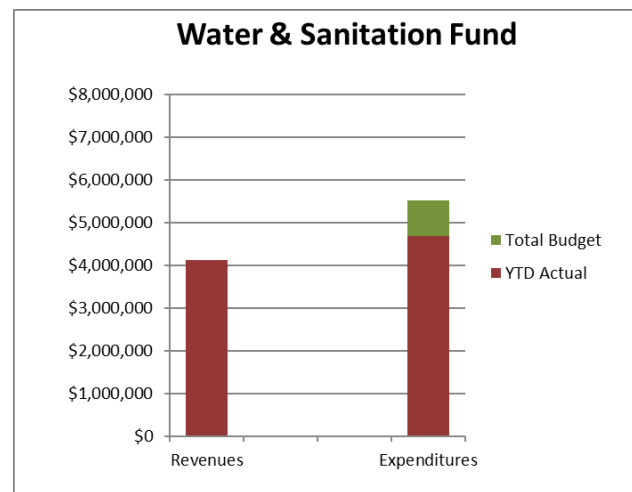


As the above chart depicts, at April 30, 2020, the Village has total cash and investments of \$18,385,371 compared to \$20,548,896 for the same twelve-month period last year. Cash and investments are diversified in various fixed income options such as CD's, Money Markets and governmental pooled investment accounts with yields ranging from .20% - 1.05%. While cash flows and maturity lengths/returns are always being analyzed, the safety and liquidity of the Village's cash and investment balances are the two primary considerations of any investment decision.

## Water & Sanitation Fund

Water & Sanitation revenue is budgeted at \$3,875,500 for the entire fiscal year. Through April 30, 2020 the actual revenues are \$4,122,208 (106.3% of budget) compared to \$4,419,912 for the same twelve-month period last year.

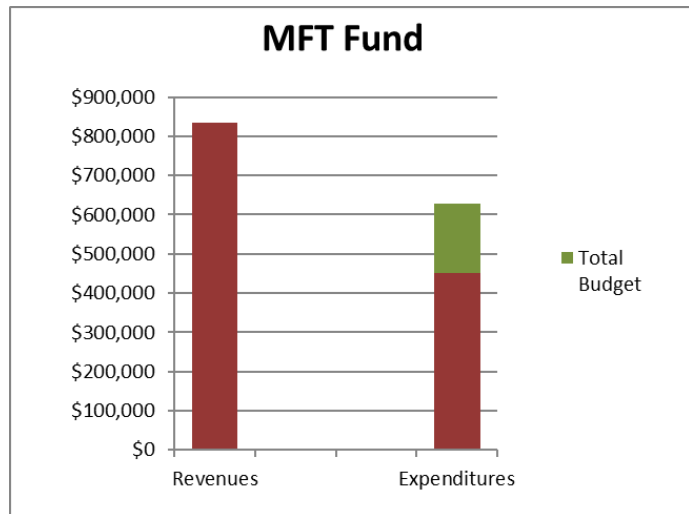
Water & Sanitation actual expenditures through April total \$4,690,980 or 84.9% of budget compared to \$6,539,633 for the same twelve-month period last year. Expenditures through April 30, 2020 include \$1,200,000 of depreciation.



### **Motor Fuel Tax (MFT) Fund**

The MFT revenue is budgeted at \$488,000 the majority of which is the MFT Tax Allotment (\$465,000). The year to date MFT revenue is currently at \$834,756 or 171% of budget. The increase in revenue is due to an additional monthly allotment for transportation renewal.

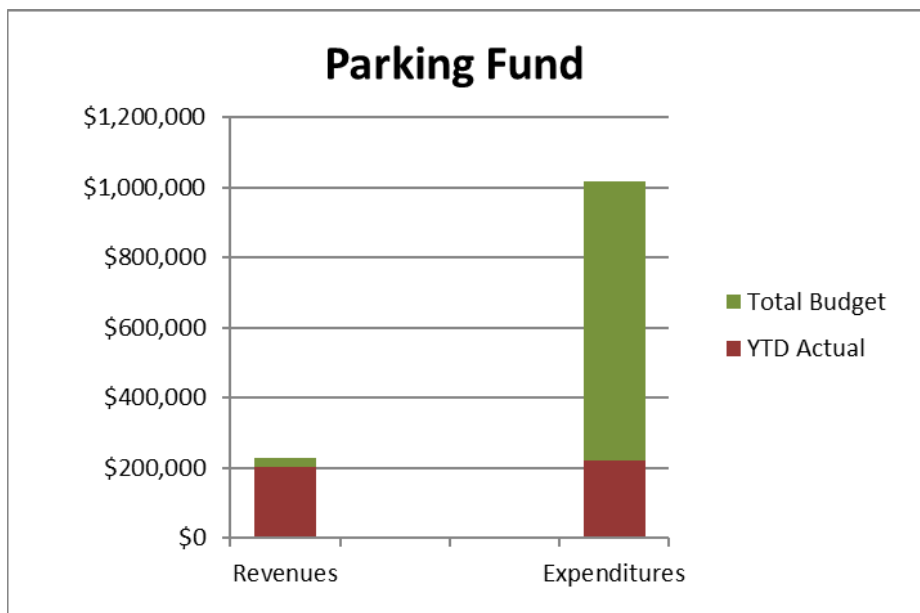
The MFT Fund has budgeted expenditures of \$629,091 for the entire fiscal year. There are \$450,712 MFT expenses as of April 30.



### **Parking Fund – Metra Commuter Parking Lots**

Parking Fund revenue is budgeted at \$229,000 for the entire fiscal year. Through April 30, 2020 the actual revenues are \$203,727 or 88.9% of budget.

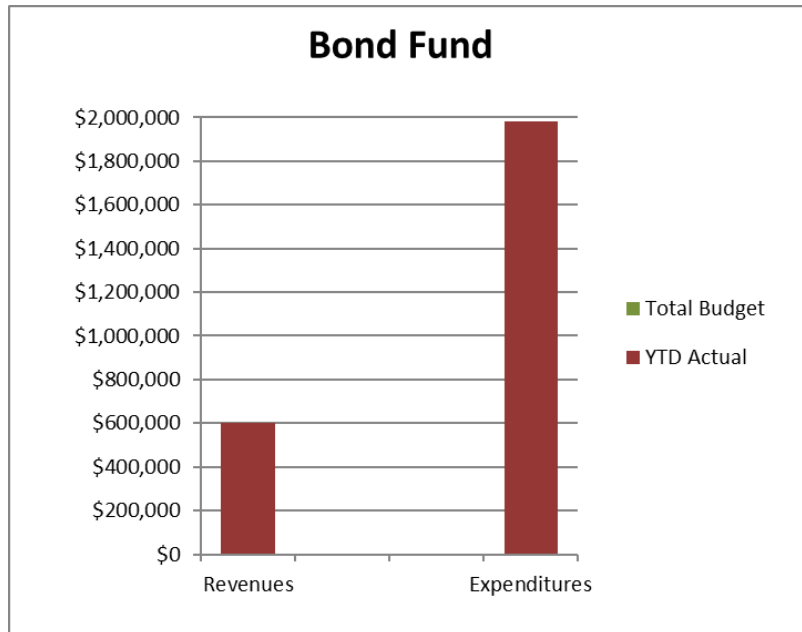
Total expenditures are \$221,434 or 21.7% of the total \$1,016,431 budget compared to \$652,311 at the same time last year. The Parking/Pedestrian Improvements has been budgeted for \$720,000.



## **Bond Fund**

Bond Fund Revenues for the year are budgeted at \$600,000 which is almost entirely electric utility tax (\$585,000). The electric utility tax received for the fiscal year equals \$591,408 or 101% of budget compared to \$622,774 for the same twelve-month period last year.

The Bond Fund has \$518,675 of budgeted expenditures for the entire fiscal year. These expenditures are the principal and interest costs for the BAB Bonds, net of the 45% interest credit. As of April 30, 2020, the fund has incurred \$1,980,558 of expenditures.

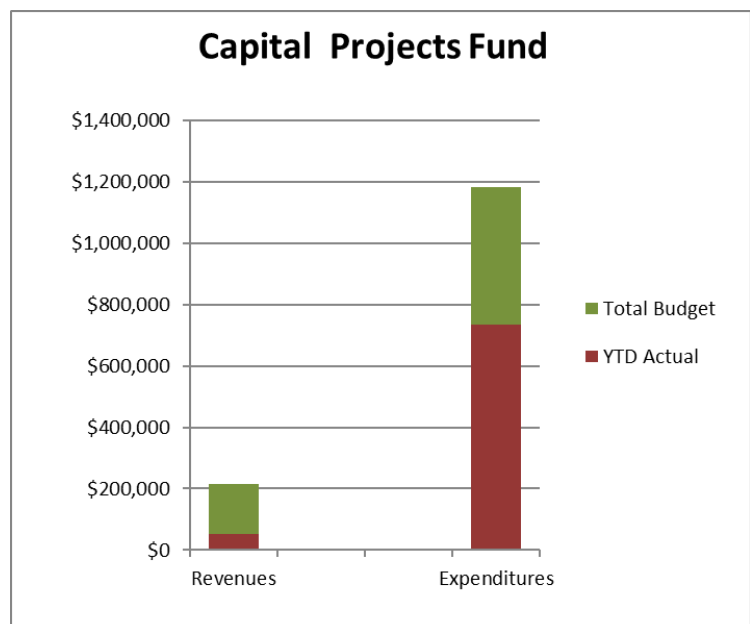


The annual electric utility taxes received in this fund exceeded the current annual BAB Bonds debt service obligations. With the additional funds the Village was able to prepay (5 years early) the bonds this fiscal year in order to save a significant amount of interest payments (\$314,475) in fiscal years 2021-2025. Prepaying the bonds early required the Village to make a large principal payment in addition to our normal principal and interest payment of \$408,000. This prepayment is the reasoning for the variance between the revenues and expenditures.

## **Capital Projects Fund**

The Capital Projects Fund has a total Revenue budget of \$214,000. As of April 30, 2020, revenue received is \$51,277.

The total expenditure budget for the year totals \$1,182,000 of which the Village has expended \$736,117 or 62.2%.





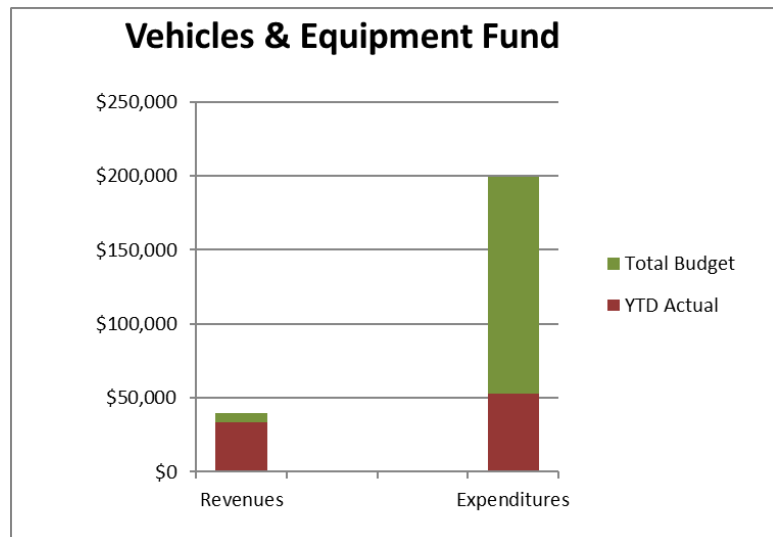
## **Building Fund**

On May 13, 2014, the Village Board approved to establish the Municipal Building Fund to allow for the transfer of existing funds or deposit one-time revenue (e.g. the sale of existing Village property) into this fund at any time during the year. In addition, according to the Village's Fund Balance Policy, each spring during the budget process, the Village Board would have authority to transfer any unassigned general fund balance in excess of 45% to the Municipal Building Fund or other Village Fund. This Fund shall be used solely for the purpose of design, construction or financing related to the construction of a new municipal facility.

## **Vehicle & Equipment Fund**

The Vehicle & Equipment Fund has a total revenue budget of \$39,500. As of April 30, 2020, revenue received is \$33,371.

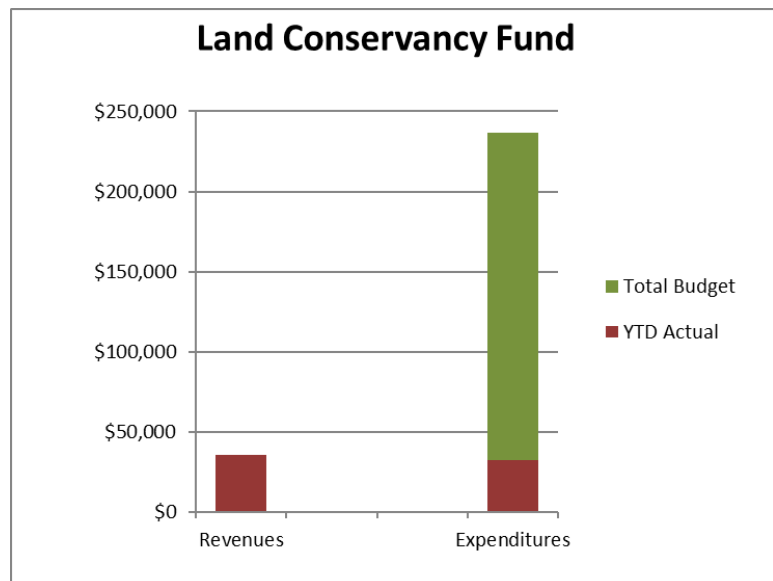
During the fiscal year, the fund has incurred \$52,954 of the \$199,100 budgeted expenditures.



## **Land Conservancy Fund**

As of April 30, 2020, the fund has received \$35,309 of revenue out of the \$21,000 budget.

The budgeted expenditures of \$236,383 are transferred to the General Fund (\$32,383) and Capital Projects Fund (\$204,000).

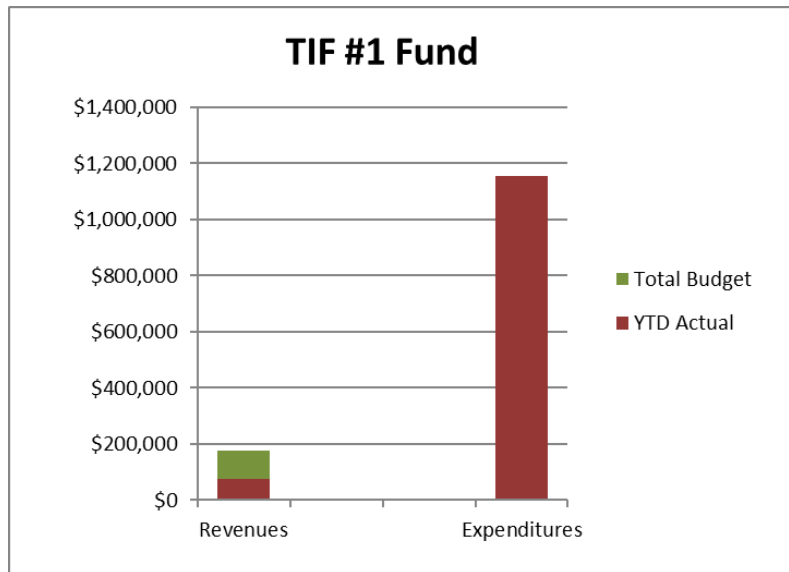


## **TIF Funds I & II:**

### **TIF Fund #1**

The TIF Fund #1 has a total revenue budget of \$176,000 the majority being property tax revenue (\$75,000). During the fiscal year, the Village has collected \$76,719. To date \$75,311 or 100.4% of property tax revenue has been received from the county.

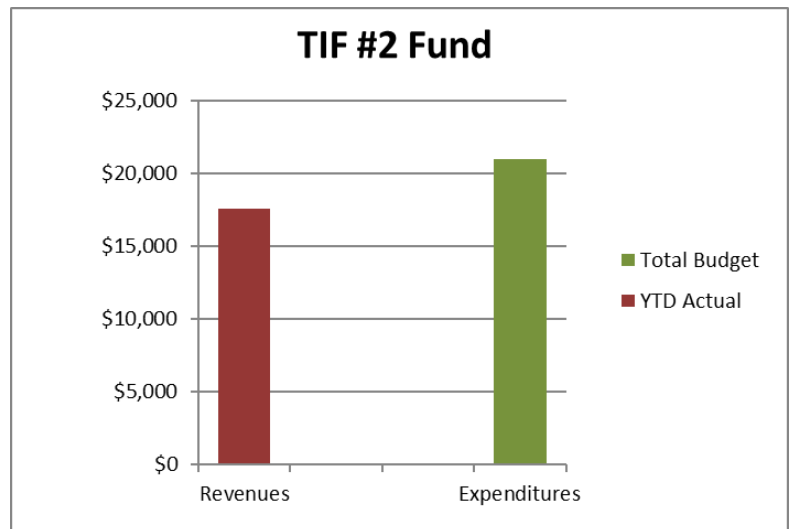
As of April 30, 2020, there have been \$1,154,851 expenditures out of a \$1,001,955 budget for TIF Improvements.



### **TIF Fund #2**

The TIF Fund #2 has a total revenue budget of \$8,500. During the fiscal year, the Village has collected \$17,547, or 206.4% of the budgeted TIF property tax increment.

As of April 30, 2020, there has not been any expenditures out of the \$21,000 budget.





VILLAGE OF CARY  
 DETAILED REVENUE & EXPENSE REPORT  
 ACTUAL VS. PRIOR VS. BUDGET  
 FOR 12 PERIODS ENDING APRIL 30, 2020

FUND: GENERAL FUND  
 DEPT:

ACCOUNT NUMBER	DESCRIPTION	APRIL ACTUAL	PRIOR YEAR-MONTH ACTUAL	FISCAL YEAR-TO-DATE ACTUAL	PRIOR YEAR-TO-DATE ACTUAL	FISCAL YEAR BUDGET	PERCENT USED
<b>DEVELOPMENT REVENUE</b>							
10-00-5-0725	PLANNING & ZONING HEARINGS	0.00	900.00	4,100.00	12,800.00	15,000.00	27.3%
10-00-5-0730	SUBDIVISION FEE	0.00	0.00	0.00	0.00	0.00	0.0%
10-00-5-0731	RIGHT OF WAY LEASE	0.00	0.00	0.00	0.00	0.00	0.0%
10-00-5-0800	CERTIFICATE OF OCCUPANCY	0.00	0.00	0.00	0.00	0.00	0.0%
10-00-5-6000	CONTRACTOR REGISTRATION	1,200.00	2,850.00	16,975.00	17,306.00	20,000.00	84.8%
10-00-5-6200	BUILDING CODES FINES	0.00	0.00	0.00	0.00	0.00	0.0%
10-00-5-6500	MISCELLANEOUS B/Z REVENUES	320.00	219.00	2,990.00	38,670.38	55,000.00	5.4%
10-00-5-8000	TREE REPLACEMENT FEES	0.00	425.00	2,650.00	7,825.00	7,500.00	35.3%
10-00-5-8001	AT&T LIGHTSPEED PROJECT	0.00	0.00	0.00	0.00	0.00	0.0%
10-00-5-9000	INTERGOVERNMENTAL DISCOUNT	0.00	0.00	0.00	0.00	0.00	0.0%
<b>TOTAL REVENUES: DEVELOPMENT REVENUE</b>		<b>5,823.00</b>	<b>15,261.30</b>	<b>243,646.94</b>	<b>484,139.05</b>	<b>312,500.00</b>	<b>77.9%</b>
<b>FINANCE REVENUE</b>							
10-00-6-0000	INTEREST INCOME	682.34	3,960.98	99,601.18	133,971.33	100,000.00	99.6%
10-00-6-1210	LOSS PROVISION FOR IMET	0.00	0.00	0.00	0.00	0.00	0.0%
10-00-6-8100	ADMINISTRATIVE SERVICE CHARGES	0.00	0.00	0.00	0.00	0.00	0.0%
<b>TOTAL REVENUES: FINANCE REVENUE</b>		<b>682.34</b>	<b>3,960.98</b>	<b>99,601.18</b>	<b>133,971.33</b>	<b>100,000.00</b>	<b>99.6%</b>
<b>POLICE DEPT. FINES/FEES</b>							
10-00-7-0100	COURT FINES	4,746.28	8,072.82	61,675.92	77,801.46	90,000.00	68.5%
10-00-7-0200	PROSECUTION FEES	50.00	335.47	1,844.40	4,697.79	7,500.00	24.5%
10-00-7-0250	MUNICIPAL BAIL FEE	0.00	80.00	840.00	840.00	1,500.00	56.0%
10-00-7-0350	PARKING TICKETS REVENUE	550.00	1,575.00	23,442.50	17,801.00	20,000.00	117.2%
10-00-7-0360	ADMINISTRATIVE ADJUDICATION	375.00	4,125.00	15,962.00	13,990.00	16,000.00	99.7%
10-00-7-0365	TOW REVENUE	500.00	500.00	13,500.00	15,250.00	20,000.00	67.5%
10-00-7-0380	ALARM SERVICE CHARGE	0.00	0.00	0.00	0.00	0.00	0.0%
10-00-7-0390	REIMBURSEMENTS FOR SERVICES	0.00	0.00	2,242.99	6,031.98	5,000.00	44.8%
10-00-7-0395	REIMBURSEMENTS - OTHER	0.00	0.00	0.00	0.00	0.00	0.0%
10-00-7-0400	MISCELLANEOUS POLICE REVENUE	135.00	370.00	8,386.11	5,345.90	4,500.00	186.3%
10-00-7-0401	POLICE SEIZURE ACCOUNTS	0.00	0.00	0.00	0.00	0.00	0.0%
10-00-7-0402	WARRANT EXECUTION FEE	140.00	0.00	490.00	490.00	1,000.00	49.0%
10-00-7-0403	POLICE DUI FUND	0.00	0.00	0.00	0.00	0.00	0.0%
10-00-7-0404	DOJ-ASSET FORFEIT PRM #14-DEA-	0.00	0.00	0.00	0.00	0.00	0.0%
10-00-7-0405	AUTO EXPUNGEMENT	0.00	0.00	120.00	80.00	0.00	100.0%
10-00-7-0450	ENFORCEMENT FINES	0.00	0.00	0.00	0.00	0.00	0.0%
10-00-7-0600	SETTLEMENT	0.00	0.00	0.00	0.00	0.00	0.0%
10-00-7-2010	POLICE TRAINING REIMBURSEMENT	0.00	0.00	0.00	0.00	15,500.00	0.0%
10-00-7-2011	WILE SEMINAR	0.00	0.00	2,542.13	0.00	0.00	100.0%
<b>TOTAL REVENUES: POLICE DEPT. FINES/FEES</b>		<b>6,496.28</b>	<b>15,058.29</b>	<b>131,046.05</b>	<b>142,328.13</b>	<b>181,000.00</b>	<b>72.4%</b>

VILLAGE OF CARY  
 DETAILED REVENUE & EXPENSE REPORT  
 ACTUAL VS. PRIOR VS. BUDGET  
 FOR 12 PERIODS ENDING APRIL 30, 2020

FUND: GENERAL FUND  
 DEPT:

ACCOUNT NUMBER	DESCRIPTION	APRIL ACTUAL	PRIOR YEAR-MONTH ACTUAL	FISCAL YEAR-TO-DATE ACTUAL	PRIOR YEAR-TO-DATE ACTUAL	FISCAL YEAR BUDGET	PERCENT USED
<b>OTHER REVENUES</b>							
10-00-8-0470	PUBLIC WORKS MISC. REVENUE	0.00	50.00	1,937.28	7,658.13	15,000.00	12.9%
10-00-8-1000	FRANCHISE FEES - CABLE TV	4,432.55	0.00	240,662.09	181,881.15	299,000.00	80.4%
10-00-8-1001	TELE INFRASTRUCTURE MAINT FEES	24,478.68	29,696.70	327,595.52	379,686.89	425,000.00	77.0%
10-00-8-1003	GAS INFRASTRUCTURE MAINT FEES	0.00	0.00	27,796.55	26,506.41	27,000.00	102.9%
10-00-8-1040	COMMUNICATION TOWER RENTS	3,591.71	8,202.85	165,869.73	182,623.54	185,000.00	89.6%
10-00-8-2000	RECYCLING/TRSFR FACILITY FEES	0.00	3,000.00	750.00	3,000.00	3,000.00	25.0%
10-00-8-2050	SIDEWALK REPLACEMENT PROGRAM	0.00	0.00	0.00	0.00	0.00	0.0%
10-00-8-4000	INSURANCE RECOVERIES	1,162.90	0.00	45,103.77	0.00	4,000.00	1127.5%
10-00-8-4020	REIMBURSEMENT OF IRMA SURPLUS	0.00	0.00	0.00	0.00	0.00	0.0%
10-00-8-5000	CEMETERY SALES/FEES	0.00	0.00	3,650.00	3,100.00	4,000.00	91.2%
10-00-8-6000	MISCELLANEOUS REVENUES	0.00	250.00	396.02	768.32	2,000.00	19.8%
10-00-8-6001	CARY ME BACK BOOK SALES	0.00	8.00	8.00	161.00	0.00	100.0%
10-00-8-6002	TELE IMF FEES SETTLEMENT	0.00	0.00	0.00	0.00	0.00	0.0%
10-00-8-6003	LOSS PROVISION ON LAND HELD	0.00	0.00	0.00	0.00	0.00	0.0%
10-00-8-6005	WORKERS COMP RECOVERIES	0.00	3,987.09	3,820.96	22,211.33	30,000.00	12.7%
10-00-8-6200	CARY H/S REIMBURSEMENT	0.00	0.00	19,245.60	17,204.40	30,000.00	64.1%
10-00-8-6201	DIST. 26 CONTRIBUTION	0.00	0.00	0.00	18,500.00	17,000.00	0.0%
10-00-8-6202	DIST 26 WEST MAIN CROSSING	0.00	0.00	0.00	0.00	0.00	0.0%
10-00-8-6300	IDOT ELECTRICITY REIMBURSEMENT	0.00	0.00	0.00	0.00	0.00	0.0%
10-00-8-7000	VIDEO GAMING	9,895.85	7,869.69	102,363.71	91,092.25	100,000.00	102.3%
10-00-8-9600	POLICE SEIZURE ACCOUNTS	0.00	0.00	0.00	0.00	0.00	0.0%
10-00-8-9604	GRANT-FEMA	0.00	0.00	0.00	0.00	0.00	0.0%
10-00-8-9605	GRANT - TOBACCO ENFORCEMENT	0.00	0.00	715.00	1,430.00	3,000.00	23.8%
10-00-8-9606	GRANT-BULLETPROOF VESTS-BOJ	0.00	0.00	0.00	0.00	0.00	0.0%
10-00-8-9607	GRANT - PEERS PHASE 7	0.00	0.00	0.00	0.00	0.00	0.0%
<b>TOTAL REVENUES: OTHER REVENUES</b>		<b>43,561.69</b>	<b>53,064.33</b>	<b>939,914.23</b>	<b>935,823.42</b>	<b>1,144,000.00</b>	<b>82.1%</b>
<b>OPERATING TRANSFERS IN</b>							
10-00-9-1000	OPER. TRANSFER IN - W&S FUND	0.00	0.00	0.00	0.00	0.00	0.0%
10-00-9-1001	TRANSFER IN - HVA FUND	0.00	0.00	0.00	0.00	0.00	0.0%
10-00-9-1004	TRANSFER IN - PARKING FUND	0.00	0.00	0.00	0.00	0.00	0.0%
10-00-9-1005	TRANSFER OUT - ROADWORK IMP.	0.00	0.00	0.00	0.00	0.00	0.0%
10-00-9-1006	TRANSFER IN - LAND CONSERVANCY	0.00	0.00	32,383.00	0.00	32,383.00	100.0%
10-00-9-1007	TRANS OUT - CAPITAL PROJECTS	0.00	0.00	0.00	0.00	0.00	0.0%
10-00-9-1009	TRANS OUT-VEHICLE & EQUIP FUND	0.00	0.00	0.00	0.00	0.00	0.0%
10-00-9-9570	TRANS OUT-POLICE PENSION TAXES	0.00	0.00	0.00	0.00	0.00	0.0%
10-00-9-9700	TRANSFER IN - CEMETERY FUND	0.00	0.00	0.00	0.00	0.00	0.0%
10-00-9-9701	TRANSFER-IN - ROUTE 14 FUND	0.00	0.00	0.00	0.00	0.00	0.0%
<b>TOTAL REVENUES: OPERATING TRANSFERS IN</b>		<b>0.00</b>	<b>0.00</b>	<b>32,383.00</b>	<b>0.00</b>	<b>32,383.00</b>	<b>100.0%</b>
<b>TOTAL REVENUES:</b>		<b>443,413.69</b>	<b>468,180.23</b>	<b>8,406,012.58</b>	<b>8,249,422.15</b>	<b>8,452,013.00</b>	<b>99.4%</b>
<b>TOTAL FUND REVENUES</b>		<b>443,413.69</b>	<b>468,180.23</b>	<b>8,406,012.58</b>	<b>8,249,422.15</b>	<b>8,452,013.00</b>	<b>99.4%</b>

VILLAGE OF CARY  
 DETAILED REVENUE & EXPENSE REPORT  
 ACTUAL VS. PRIOR VS. BUDGET  
 FOR 12 PERIODS ENDING APRIL 30, 2020

FUND: GENERAL FUND  
 DEPT: BOARDS AND COMMISSIONS

ACCOUNT NUMBER	DESCRIPTION	APRIL ACTUAL	PRIOR YEAR-MONTH ACTUAL	FISCAL YEAR-TO-DATE ACTUAL	PRIOR YEAR-TO-DATE ACTUAL	FISCAL YEAR BUDGET	PERCENT USED
<b>PERSONNEL</b>							
10-10-1-1000	BOARDS AND COMMISSIONS	2,605.00	2,614.87	26,565.00	27,059.87	29,000.00	91.6%
TOTAL EXPENSES: PERSONNEL		2,605.00	2,614.87	26,565.00	27,059.87	29,000.00	91.6%
<b>PERSONNEL BENEFITS</b>							
10-10-2-0800	FICA EXPENSE	199.29	196.99	2,032.24	2,067.00	2,607.00	77.9%
10-10-2-1000	VILLAGE BOARD ACTIVITIES	20.00	505.73	3,286.37	2,895.27	2,500.00	131.4%
10-10-2-1001	VILLAGE HISTORICAL COLLECTION	0.00	0.00	0.00	0.00	0.00	0.0%
TOTAL EXPENSES: PERSONNEL BENEFITS		219.29	702.72	5,318.61	4,962.27	5,107.00	104.1%
<b>COMMODITIES</b>							
10-10-3-6500	OTHER COMMODITIES	0.00	0.00	0.00	0.00	0.00	0.0%
TOTAL EXPENSES: COMMODITIES		0.00	0.00	0.00	0.00	0.00	0.0%
<b>SERVICES</b>							
10-10-4-0100	RECRUITMENT VILLAGE ADMIN	0.00	0.00	0.00	0.00	0.00	0.0%
10-10-4-0300	PRINTING	0.00	0.00	0.00	0.00	0.00	0.0%
10-10-4-0400	DUES AND MEMBERSHIPS	0.00	1,900.00	8,178.79	10,954.79	25,600.00	31.9%
10-10-4-0405	LIQUOR LICENSE FEES	0.00	0.00	0.00	150.00	0.00	0.0%
TOTAL EXPENSES: SERVICES		0.00	1,900.00	8,178.79	11,104.79	25,600.00	31.9%
<b>GENERAL GOVT. EXPENDITURES</b>							
10-10-8-0100	POLICE COMMISSION	0.00	0.00	0.00	0.00	0.00	0.0%
10-10-8-0200	MAYOR'S ROUNDTABLE MEETINGS	0.00	0.00	0.00	0.00	0.00	0.0%
10-10-8-0350	VILLAGE NEWSLETTER	47.81	95.62	525.91	573.72	600.00	87.6%
10-10-8-0800	ARTS COMMISSION EXPENSES	0.00	0.00	0.00	0.00	0.00	0.0%
10-10-8-0810	MERRY CARY HOLIDAY EVENT	0.00	0.00	0.00	0.00	0.00	0.0%
10-10-8-0820	HOLIDAY TREE LIGHTING	0.00	0.00	0.00	0.00	0.00	0.0%
10-10-8-0840	COMMUNITY SHOWCASE	0.00	0.00	0.00	0.00	0.00	0.0%
10-10-8-0850	FALL FESTIVAL	0.00	0.00	0.00	0.00	0.00	0.0%
10-10-8-0860	SPECIAL EVENTS	0.00	0.00	0.00	0.00	0.00	0.0%
10-10-8-6600	CONTINGENCIES	0.00	0.00	0.00	0.00	0.00	0.0%
10-10-8-6700	GENERAL WEBSITE	0.00	0.00	194.95	4,496.45	5,000.00	3.8%
10-10-8-8600	LOWE TRANSFER STA. EXPENSES	0.00	0.00	0.00	0.00	0.00	0.0%
TOTAL EXPENSES: GENERAL GOVT. EXPENDITURES		47.81	95.62	720.86	5,070.17	5,600.00	12.8%
TOTAL EXPENSES: BOARDS AND COMMISSIONS		2,872.10	5,313.21	40,783.26	48,197.10	65,307.00	62.4%

VILLAGE OF CARY  
 DETAILED REVENUE & EXPENSE REPORT  
 ACTUAL VS. PRIOR VS. BUDGET  
 FOR 12 PERIODS ENDING APRIL 30, 2020

FUND: GENERAL FUND  
 DEPT: CENTRAL SERVICES

ACCOUNT NUMBER	DESCRIPTION	APRIL ACTUAL	PRIOR YEAR-MONTH ACTUAL	FISCAL YEAR-TO-DATE ACTUAL	PRIOR YEAR-TO-DATE ACTUAL	FISCAL YEAR BUDGET	PERCENT USED
<b>PERSONNEL BENEFITS</b>							
10-11-2-0900	TUITION REIMBURSEMENTS	0.00	0.00	0.00	0.00	0.00	0.0%
10-11-2-2004	HEALTH INSURANCE	0.00	0.00	0.00	0.00	0.00	0.0%
10-11-2-3500	UNEMPLOYMENT COMPENSATION	0.00	0.00	0.00	825.00	0.00	0.0%
10-11-2-4000	EMPLOYEE ACTIVITIES	143.35	0.00	2,318.64	1,712.89	1,800.00	128.8%
10-11-2-7200	EMPLOYEE ASSISTANCE PROGRAM	0.00	0.00	0.00	0.00	0.00	0.0%
TOTAL EXPENSES: PERSONNEL BENEFITS		143.35	0.00	2,318.64	2,537.89	1,800.00	128.8%
<b>COMMODITIES</b>							
10-11-3-0410	SUBSCRIPTIONS	0.00	0.00	1,200.00	910.00	1,215.00	98.7%
TOTAL EXPENSES: COMMODITIES		0.00	0.00	1,200.00	910.00	1,215.00	98.7%
<b>SERVICES</b>							
10-11-4-0101	EMPLOYEE TESTING SERVICES	0.00	0.00	0.00	0.00	0.00	0.0%
10-11-4-0130	TELEPHONES	2,884.33	4,027.13	30,412.10	49,207.65	40,500.00	75.0%
10-11-4-0132	IPAD DATA PLAN	252.47	227.70	3,166.97	2,440.34	2,760.00	114.7%
10-11-4-0200	POSTAGE	94.65	60.15	5,834.29	5,470.09	6,000.00	97.2%
10-11-4-0210	COMPUTER WEB/CLOUD SVCS	0.00	0.00	0.00	0.00	0.00	0.0%
TOTAL EXPENSES: SERVICES		3,231.45	4,314.98	39,413.36	57,118.08	49,260.00	80.0%
<b>REPAIRS &amp; MAINTENANCE</b>							
10-11-5-0100	OFFICE EQUIP REPAIR & MAINT.	577.22	1,029.40	7,048.16	7,211.10	3,600.00	195.7%
10-11-5-0101	INFORMATION TECHNOLOGY	13,449.97	6,344.00	75,998.12	73,510.75	86,606.00	87.7%
10-11-5-0102	OPERATING SUPPLIES	399.94	1,176.33	5,910.05	8,984.31	8,000.00	73.8%
TOTAL EXPENSES: REPAIRS & MAINTENANCE		14,427.13	8,549.73	88,956.33	89,706.16	98,206.00	90.5%
<b>PROFESSIONAL SERVICES</b>							
10-11-6-0250	IRMA INSURANCE	21,064.96	34,957.21	245,153.63	227,936.99	194,000.00	126.3%
10-11-6-0251	IRMA DEDUCTIBLES	0.00	0.00	0.00	0.00	0.00	0.0%
10-11-6-0255	IPBC - IBNR CLAIMS	0.00	0.00	0.00	0.00	0.00	0.0%
TOTAL EXPENSES: PROFESSIONAL SERVICES		21,064.96	34,957.21	245,153.63	227,936.99	194,000.00	126.3%

GENERAL GOVT. EXPENDITURES

DATE: 05/18/2020  
 TIME: 09:35:21  
 ID: GL470006.WOW

VILLAGE OF CARY  
 DETAILED REVENUE & EXPENSE REPORT  
 ACTUAL VS. PRIOR VS. BUDGET  
 FOR 12 PERIODS ENDING APRIL 30, 2020

PAGE: 6  
 F-YR: 20

FUND: GENERAL FUND  
 DEPT: CENTRAL SERVICES

ACCOUNT NUMBER	DESCRIPTION	APRIL ACTUAL	PRIOR YEAR-MONTH ACTUAL	FISCAL YEAR-TO-DATE ACTUAL	PRIOR YEAR-TO-DATE ACTUAL	FISCAL YEAR BUDGET	PERCENT USED
<b>GENERAL GOVT. EXPENDITURES</b>							
10-11-8-1500	PROPERTY TAX EXPENSE	0.00	0.00	0.00	0.00	0.00	0.0%
10-11-8-2000	RETIREMENT BENEFIT - INTEREST	731.34	762.14	4,403.44	4,625.75	5,000.00	88.0%
10-11-8-4000	MERIT ADJUSTMENTS	0.00	0.00	0.00	0.00	0.00	0.0%
10-11-8-5000	WRITE-OFF UNCOLLECTIBLE ACCTS	0.00	0.00	0.00	0.00	0.00	0.0%
10-11-8-6500	CONTINGENCIES	0.00	0.00	0.00	0.00	0.00	0.0%
TOTAL EXPENSES: GENERAL GOVT. EXPENDITURES		731.34	762.14	4,403.44	4,625.75	5,000.00	88.0%
TOTAL EXPENSES: CENTRAL SERVICES		39,598.23	48,584.06	381,445.40	382,834.87	349,481.00	109.1%



VILLAGE OF CARY  
 DETAILED REVENUE & EXPENSE REPORT  
 ACTUAL VS. PRIOR VS. BUDGET  
 FOR 12 PERIODS ENDING APRIL 30, 2020

FUND: GENERAL FUND  
 DEPT: ADMINISTRATION

ACCOUNT NUMBER	DESCRIPTION	APRIL ACTUAL	PRIOR YEAR-MONTH ACTUAL	FISCAL YEAR-TO-DATE ACTUAL	PRIOR YEAR-TO-DATE ACTUAL	FISCAL YEAR BUDGET	PERCENT USED
<b>PERSONNEL</b>							
10-12-1-1000	ADMINISTRATION EMPLOYEE WAGES	15,053.33	21,645.97	195,386.98	204,316.63	184,034.00	106.1%
10-12-1-1001	V.H. INTERN & PT SERVICES	0.00	0.00	0.00	0.00	0.00	0.0%
10-12-1-2000	OVERTIME/COMP TIME	0.00	26.12	516.22	440.30	500.00	103.2%
10-12-1-3000	SICKTIME BUYBACK	3,045.12	0.00	3,045.12	2,942.40	3,000.00	101.5%
<b>TOTAL EXPENSES: PERSONNEL</b>		<b>18,098.45</b>	<b>21,672.09</b>	<b>198,948.32</b>	<b>207,699.33</b>	<b>187,534.00</b>	<b>106.0%</b>
<b>PERSONNEL BENEFITS</b>							
10-12-2-0700	IMRF EXPENSE	1,796.83	2,096.87	19,258.38	26,624.24	21,440.00	89.8%
10-12-2-0800	FICA EXPENSE	1,333.15	1,596.44	13,522.68	14,886.51	14,080.00	96.0%
10-12-2-0900	TUITION REIMBURSEMENTS	0.00	0.00	0.00	0.00	0.00	0.0%
10-12-2-2002	EMPLOYEE LIFE INS PREMIUMS	15.19	15.19	151.90	182.28	193.00	78.7%
10-12-2-2004	HEALTH INSURANCE PREMIUMS	864.22	878.04	10,106.35	13,282.50	11,146.00	90.6%
10-12-2-2005	DENTAL INSURANCE PREMIUMS	113.60	117.48	1,328.24	1,372.14	893.00	148.7%
10-12-2-2006	VISION INSURANCE PREMIUMS	29.69	28.22	332.10	331.80	303.00	109.6%
10-12-2-4000	EMPLOYEE ACTIVITIES	0.00	0.00	0.00	0.00	0.00	0.0%
10-12-2-7000	SAFETY PROGRAM	0.00	0.00	0.00	0.00	0.00	0.0%
10-12-2-7100	EMPLOYEE WELLNESS	0.00	0.00	0.00	0.00	0.00	0.0%
<b>TOTAL EXPENSES: PERSONNEL BENEFITS</b>		<b>4,152.68</b>	<b>4,732.24</b>	<b>44,699.65</b>	<b>56,679.47</b>	<b>48,055.00</b>	<b>93.0%</b>
<b>COMMODITIES</b>							
10-12-3-0100	GASOLINE - OIL	0.00	0.00	0.00	0.00	0.00	0.0%
10-12-3-0200	AUTO EXPENSE	0.00	0.00	15.99	0.00	0.00	-100.0%
10-12-3-0300	OPERATING SUPPLIES	0.00	0.00	0.00	108.99	0.00	0.0%
10-12-3-0350	OTHER SUPPLIES	0.00	0.00	0.00	0.00	0.00	0.0%
10-12-3-0400	BOOKS, PUBLICATIONS & SUBS.	0.00	0.00	436.80	364.00	0.00	-100.0%
10-12-3-6400	EQUIPMENT	0.00	0.00	0.00	0.00	0.00	0.0%
10-12-3-7000	COMPUTER EQUIPMENT	0.00	0.00	0.00	0.00	0.00	0.0%
<b>TOTAL EXPENSES: COMMODITIES</b>		<b>0.00</b>	<b>0.00</b>	<b>452.79</b>	<b>472.99</b>	<b>0.00</b>	<b>-100.0%</b>
<b>SERVICES</b>							
10-12-4-0100	RECRUITMENT	0.00	0.00	0.00	291.50	0.00	0.0%
10-12-4-0101	EMPLOYEE TESTING	0.00	0.00	0.00	0.00	2,500.00	0.0%
10-12-4-0131	CELL PHONES	108.33	59.13	840.93	747.69	1,200.00	70.0%
10-12-4-0140	EMPLOYEE PHYSICALS	0.00	0.00	0.00	0.00	0.00	0.0%
10-12-4-0300	PRINTING	0.00	0.00	0.00	0.00	0.00	0.0%
10-12-4-0400	DUES AND MEMBERSHIPS	0.00	1,058.40	1,795.00	2,575.40	1,500.00	119.6%
10-12-4-0500	TRAINING/SEMINARS	0.00	0.00	147.62	149.00	1,000.00	14.7%
<b>TOTAL EXPENSES: SERVICES</b>		<b>108.33</b>	<b>1,117.53</b>	<b>2,783.55</b>	<b>3,763.59</b>	<b>6,200.00</b>	<b>44.8%</b>

DATE: 05/18/2020  
 TIME: 09:35:21  
 ID: GL470006.WOW

VILLAGE OF CARY  
 DETAILED REVENUE & EXPENSE REPORT  
 ACTUAL VS. PRIOR VS. BUDGET  
 FOR 12 PERIODS ENDING APRIL 30, 2020

PAGE: 8  
 F-YR: 20

FUND: GENERAL FUND  
 DEPT: ADMINISTRATION

ACCOUNT NUMBER	DESCRIPTION	APRIL ACTUAL	PRIOR YEAR-MONTH ACTUAL	FISCAL YEAR-TO-DATE ACTUAL	PRIOR YEAR-TO-DATE ACTUAL	FISCAL YEAR BUDGET	PERCENT USED
<b>REPAIRS &amp; MAINTENANCE</b>							
10-12-5-0200	VEHICLES-R&M	0.00	0.00	0.00	0.00	0.00	0.0%
TOTAL EXPENSES: REPAIRS & MAINTENANCE		0.00	0.00	0.00	0.00	0.00	0.0%
<b>PROFESSIONAL SERVICES</b>							
10-12-6-0600	HANDBOOK/CLASSIFICATION STUDY	0.00	0.00	0.00	0.00	0.00	0.0%
10-12-6-6500	OTHER PROFESSIONAL SERVICES	0.00	0.00	0.00	0.00	0.00	0.0%
TOTAL EXPENSES: PROFESSIONAL SERVICES		0.00	0.00	0.00	0.00	0.00	0.0%
<b>CAPITAL OUTLAYS</b>							
10-12-7-0500	FURNITURE & EQUIPMENT	0.00	0.00	0.00	0.00	0.00	0.0%
TOTAL EXPENSES: CAPITAL OUTLAYS		0.00	0.00	0.00	0.00	0.00	0.0%
<b>GENERAL GOVT. EXPENDITURES</b>							
10-12-8-1000	ECONOMIC DEVEL. ACTIVITIES	0.00	0.00	0.00	0.00	0.00	0.0%
TOTAL EXPENSES: GENERAL GOVT. EXPENDITURES		0.00	0.00	0.00	0.00	0.00	0.0%
TOTAL EXPENSES: ADMINISTRATION		22,359.46	27,521.86	246,884.31	268,615.38	241,789.00	102.1%

DATE: 05/18/2020  
 TIME: 09:35:21  
 ID: GL470006.WOW

VILLAGE OF CARY  
 DETAILED REVENUE & EXPENSE REPORT  
 ACTUAL VS. PRIOR VS. BUDGET  
 FOR 12 PERIODS ENDING APRIL 30, 2020

PAGE: 9  
 F-YR: 20

FUND: GENERAL FUND  
 DEPT: LEGAL

ACCOUNT NUMBER	DESCRIPTION	APRIL ACTUAL	PRIOR YEAR-MONTH ACTUAL	FISCAL YEAR-TO-DATE ACTUAL	PRIOR YEAR-TO-DATE ACTUAL	FISCAL YEAR BUDGET	PERCENT USED
<b>PROFESSIONAL SERVICES</b>							
10-13-6-0100	LEGAL FEES - GENERAL CORP	24,993.36	19,503.99	80,388.41	94,508.10	80,000.00	100.4%
10-13-6-0200	LEGAL FEES - PROSECUTION	15,441.65	23,175.53	76,403.01	91,583.95	90,000.00	84.8%
10-13-6-0500	LEGAL FEES-PERSONNEL	1,350.00	13,720.65	21,155.00	17,544.40	10,000.00	211.5%
10-13-6-0631	LEGAL FEES - RT. 31 CORRIDOR	0.00	0.00	0.00	0.00	0.00	0.0%
10-13-6-1000	COURT REPORTING	0.00	0.00	0.00	0.00	0.00	0.0%
10-13-6-3000	LEGAL NOTICES	0.00	0.00	734.13	305.87	1,000.00	73.4%
10-13-6-3700	FILING AND RECORDING FEES	0.00	0.00	338.00	111.00	1,000.00	33.8%
10-13-6-6500	LEGAL FEES - OTHER	0.00	1,185.40	0.00	1,315.40	0.00	0.0%
TOTAL EXPENSES: PROFESSIONAL SERVICES		41,785.01	57,585.57	179,018.55	205,368.72	182,000.00	98.3%
TOTAL EXPENSES: LEGAL		41,785.01	57,585.57	179,018.55	205,368.72	182,000.00	98.3%

VILLAGE OF CARY  
 DETAILED REVENUE & EXPENSE REPORT  
 ACTUAL VS. PRIOR VS. BUDGET  
 FOR 12 PERIODS ENDING APRIL 30, 2020

FUND: GENERAL FUND  
 DEPT: POLICE DEPARTMENT

ACCOUNT NUMBER	DESCRIPTION	APRIL ACTUAL	PRIOR YEAR-MONTH ACTUAL	FISCAL YEAR-TO-DATE ACTUAL	PRIOR YEAR-TO-DATE ACTUAL	FISCAL YEAR BUDGET	PERCENT USED
<b>PERSONNEL</b>							
10-14-1-1000	SWORN OFFICER WAGES	182,488.26	181,777.60	2,290,266.04	2,339,535.17	2,485,347.00	92.1%
10-14-1-1001	GRANT WAGES	0.00	0.00	0.00	0.00	0.00	0.0%
10-14-1-2000	OVERTIME/COMP TIME-SWORN	15,335.92	18,734.79	325,503.15	296,679.76	225,000.00	144.6%
10-14-1-2001	SWORN OVERTIME-SPEC EVENTS (*)	0.00	0.00	0.00	98.19	0.00	0.0%
10-14-1-3000	CLERKS/CSO/CIVILIANS	8,456.00	8,451.21	95,747.91	104,603.58	112,613.00	85.0%
10-14-1-3001	SICKTIME BUYBACK	3,060.48	0.00	9,446.40	13,906.08	12,500.00	75.5%
10-14-1-3500	OVERTIME-CLERKS/CSO/CIVILIANS	0.00	0.00	16.02	0.00	750.00	2.1%
10-14-1-4000	CROSSING GUARDS	0.00	0.00	0.00	0.00	0.00	0.0%
10-14-1-5000	INVESTIG AID/EVIDENCE CUST P/T	0.00	0.00	0.00	0.00	0.00	0.0%
10-14-1-6000	W/C INSURANCE RECEIPTS	0.00	0.00	0.00	0.00	0.00	0.0%
10-14-1-7000	STEP GRANT	0.00	0.00	0.00	0.00	0.00	0.0%
<b>TOTAL EXPENSES: PERSONNEL</b>		<b>209,340.66</b>	<b>208,963.60</b>	<b>2,720,979.52</b>	<b>2,754,822.78</b>	<b>2,836,210.00</b>	<b>95.9%</b>
<b>PERSONNEL BENEFITS</b>							
10-14-2-0100	EMPLOYMENT TESTING SERVICES	0.00	0.00	7,528.73	1,960.10	8,700.00	86.5%
10-14-2-0600	POLICE PENSION FUND PAYMENT	0.00	0.00	890,531.89	853,975.66	890,053.00	100.0%
10-14-2-0700	IMRF EXPENSE	1,243.88	984.55	10,181.13	14,501.76	13,120.00	77.6%
10-14-2-0800	FICA EXPENSE	15,202.46	15,233.36	199,136.52	202,203.05	212,170.00	93.8%
10-14-2-0900	TUITION REIMBURSEMENTS	0.00	0.00	0.00	0.00	0.00	0.0%
10-14-2-2002	EMPLOYEE LIFE INS PREMIUMS	190.04	190.04	2,280.48	2,280.48	2,413.00	94.5%
10-14-2-2004	HEALTH INSURANCE PREMIUMS	28,337.62	29,729.90	342,144.82	349,762.82	356,959.00	95.8%
10-14-2-2005	DENTAL INSURANCE PREMIUMS	2,428.27	2,421.07	28,900.47	28,456.45	33,230.00	86.9%
10-14-2-2006	VISION INSURANCE PREMIUMS	571.54	713.12	5,527.60	5,887.37	5,785.00	95.5%
<b>TOTAL EXPENSES: PERSONNEL BENEFITS</b>		<b>47,973.81</b>	<b>49,272.04</b>	<b>1,486,231.64</b>	<b>1,459,027.69</b>	<b>1,522,430.00</b>	<b>97.6%</b>
<b>COMMODITIES</b>							
10-14-3-0100	GASOLINE-OIL	4,096.13	5,113.84	38,364.45	37,533.18	40,000.00	95.9%
10-14-3-0250	OPERATING SUPPLIES	2,469.36	583.68	8,722.57	5,926.32	11,175.00	78.0%
10-14-3-0255	INVESTIGATION SUPPLIES	0.00	125.00	723.76	502.57	1,975.00	36.6%
10-14-3-0350	UNIFORMS	1,554.27	2,009.16	33,849.69	23,540.09	30,550.00	110.8%
10-14-3-0375	AMMUNITION EXPENSE	3,837.79	6,495.00	5,487.19	11,169.33	11,890.00	46.1%
10-14-3-0400	BOOKS, PUBLICATIONS & SUBS.	0.00	0.00	968.85	922.24	1,030.00	94.0%
10-14-3-0700	COMMUNITY POLICING MATERIALS	192.62	26.53	2,603.47	2,392.75	4,200.00	61.9%
10-14-3-0701	COMPUTER LEXIS/NEXUS SOFTWARE	0.00	0.00	0.00	0.00	0.00	0.0%
10-14-3-0705	PUBLIC SAFETY PROGRAM	0.00	0.00	0.00	0.00	0.00	0.0%
10-14-3-0706	PEERS GRANT EDUCATIONAL COSTS	0.00	0.00	0.00	0.00	0.00	0.0%
10-14-3-0707	POLICE SEIZURE ACCOUNTS	0.00	0.00	2,848.00	2,848.00	3,400.00	83.7%
10-14-3-0708	POLICE DUI FUND ACCOUNT	31.85	0.00	1,077.85	0.00	2,500.00	43.1%
10-14-3-6000	RADIO/REPEATER MAINTENANCE	0.00	700.00	0.00	700.00	3,000.00	0.0%
10-14-3-6400	EQUIPMENT	0.00	0.00	2,130.00	4,557.00	4,900.00	43.4%

VILLAGE OF CARY  
 DETAILED REVENUE & EXPENSE REPORT  
 ACTUAL VS. PRIOR VS. BUDGET  
 FOR 12 PERIODS ENDING APRIL 30, 2020

FUND: GENERAL FUND  
 DEPT: POLICE DEPARTMENT

ACCOUNT NUMBER	DESCRIPTION	APRIL ACTUAL	PRIOR YEAR-MONTH ACTUAL	FISCAL YEAR-TO-DATE ACTUAL	PRIOR YEAR-TO-DATE ACTUAL	FISCAL YEAR BUDGET	PERCENT USED
<b>COMMODITIES</b>							
10-14-3-7000	COMPUTER EQUIPMENT	0.00	0.00	0.00	0.00	0.00	0.0%
TOTAL EXPENSES: COMMODITIES		12,182.02	15,053.21	96,775.83	90,091.48	114,620.00	84.4%
<b>SERVICES</b>							
10-14-4-0100	RECRUITMENT	0.00	0.00	0.00	0.00	0.00	0.0%
10-14-4-0131	CELL PHONES	1,104.57	790.02	11,245.07	9,287.71	8,000.00	140.5%
10-14-4-0132	PAGERS	0.00	0.00	0.00	0.00	0.00	0.0%
10-14-4-0175	LIVESCAN	0.00	500.00	2,480.00	7,980.00	1,980.00	125.2%
10-14-4-0300	PRINTING	7.85	0.00	4,091.23	1,333.14	4,000.00	102.2%
10-14-4-0400	DUES AND MEMBERSHIPS	40.00	482.00	16,821.50	16,913.74	17,432.00	96.4%
10-14-4-0500	TRAININGS/SEMINARS	804.00	1,543.67	12,905.97	14,568.28	20,100.00	64.2%
10-14-4-0501	BASIC ACADEMY TRAINING	0.00	0.00	0.00	0.00	6,500.00	0.0%
10-14-4-0502	NEW OFFICERS TESTING/TRAINING	444.50	228.80	7,116.75	1,147.05	2,850.00	249.7%
10-14-4-0503	WILE SEMINAR EXPENSES	0.00	0.00	164.75	0.00	0.00	-100.0%
10-14-4-0700	INVESTIGATIONS	100.00	0.00	450.00	0.00	750.00	60.0%
10-14-4-0853	OTHER CONTRACTUAL SERVICES	989.94	349.75	17,447.52	4,058.50	17,600.00	99.1%
TOTAL EXPENSES: SERVICES		3,490.86	3,894.24	72,722.79	55,288.42	79,212.00	91.8%
<b>REPAIRS &amp; MAINTENANCE</b>							
10-14-5-0100	EQUIPMENT-R&M	211.32	437.50	4,669.48	3,918.89	9,400.00	49.6%
10-14-5-0200	VEHICLES-R&M	0.00	524.90	0.00	2,381.75	0.00	0.0%
10-14-5-0300	BUILDINGS-R&M	0.00	636.00	0.00	3,176.01	0.00	0.0%
TOTAL EXPENSES: REPAIRS & MAINTENANCE		211.32	1,598.40	4,669.48	9,476.65	9,400.00	49.6%
<b>PROFESSIONAL SERVICES</b>							
10-14-6-0600	DATA PROCESSING	0.00	0.00	0.00	0.00	0.00	0.0%
10-14-6-6500	OTHER PROFESSIONAL SERVICES	9,099.58	16,207.19	66,874.35	62,793.91	68,925.00	97.0%
10-14-6-7000	SEECOM OPERATIONS	0.00	0.00	315,391.72	284,381.56	316,000.00	99.8%
TOTAL EXPENSES: PROFESSIONAL SERVICES		9,099.58	16,207.19	382,266.07	347,175.47	384,925.00	99.3%
TOTAL EXPENSES: POLICE DEPARTMENT		282,298.25	294,988.68	4,763,645.33	4,715,882.49	4,946,797.00	96.2%

VILLAGE OF CARY  
 DETAILED REVENUE & EXPENSE REPORT  
 ACTUAL VS. PRIOR VS. BUDGET  
 FOR 12 PERIODS ENDING APRIL 30, 2020

FUND: GENERAL FUND  
 DEPT: DEVELOPMENT

ACCOUNT NUMBER	DESCRIPTION	APRIL ACTUAL	PRIOR YEAR-MONTH ACTUAL	FISCAL YEAR-TO-DATE ACTUAL	PRIOR YEAR-TO-DATE ACTUAL	FISCAL YEAR BUDGET	PERCENT USED
<b>PERSONNEL</b>							
10-15-1-1000	EMPLOYEE WAGES	23,942.40	23,391.82	309,750.16	301,190.79	309,842.00	99.9%
10-15-1-2000	OVERTIME	0.00	81.54	20.90	81.54	0.00	-100.0%
10-15-1-2001	PERFORMANCE ADJUSTMENT	0.00	0.00	0.00	0.00	0.00	0.0%
10-15-1-3000	SICKTIME BUYBACK	3,161.40	0.00	3,161.40	2,506.89	0.00	-100.0%
TOTAL EXPENSES: PERSONNEL		27,103.80	23,473.36	312,932.46	303,779.22	309,842.00	100.9%
<b>PERSONNEL BENEFITS</b>							
10-15-2-0700	IMRF EXPENSE	3,215.96	2,484.87	36,001.08	36,600.34	36,097.00	99.7%
10-15-2-0800	FICA EXPENSE	1,975.52	1,709.65	22,774.27	22,219.35	23,703.00	96.0%
10-15-2-2002	EMPLOYEE LIFE INS PREMIUMS	28.14	28.14	337.68	337.68	357.00	94.5%
10-15-2-2004	HEALTH INSURANCE PREMIUMS	2,972.75	3,006.63	34,939.50	35,396.14	38,371.00	91.0%
10-15-2-2005	DENTAL INSURANCE PREMIUMS	253.30	258.30	2,988.90	3,044.40	3,374.00	88.5%
10-15-2-2006	VISION INSURANCE PREMIUMS	52.62	(10.88)	590.54	527.91	589.00	100.2%
TOTAL EXPENSES: PERSONNEL BENEFITS		8,498.29	7,476.71	97,631.97	98,125.82	102,491.00	95.2%
<b>COMMODITIES</b>							
10-15-3-0100	GASOLINE-OIL	0.00	0.00	0.00	75.00	0.00	0.0%
10-15-3-0200	AUTO EXPENSE	0.00	0.00	0.00	0.00	0.00	0.0%
10-15-3-0300	OPERATING SUPPLIES	222.64	499.88	1,094.39	1,719.15	1,750.00	62.5%
10-15-3-0350	UNIFORMS	0.00	107.51	0.00	191.90	300.00	0.0%
10-15-3-0400	BOOKS, PUBLICATIONS & SUBS.	0.00	0.00	85.82	0.00	1,100.00	7.8%
10-15-3-0500	ECON DEV IMPLEMENTATION	0.00	0.00	0.00	655.00	0.00	0.0%
10-15-3-7000	COMPUTER EQUIPMENT	0.00	0.00	0.00	0.00	0.00	0.0%
TOTAL EXPENSES: COMMODITIES		222.64	607.39	1,180.21	2,641.05	3,150.00	37.4%
<b>SERVICES</b>							
10-15-4-0131	CELL PHONES	291.25	177.39	2,489.05	2,129.22	2,000.00	124.4%
10-15-4-0300	PRINTING	0.00	0.00	26.90	0.00	0.00	-100.0%
10-15-4-0400	DUES AND MEMBERSHIPS	0.00	0.00	1,178.00	1,439.00	1,475.00	79.8%
10-15-4-0500	TRAINING/SEMINARS	0.00	0.00	1,235.00	1,875.28	3,140.00	39.3%
10-15-4-0600	PLAN REVIEW EXPENSES	8,243.39	7,005.00	27,815.05	15,094.67	40,000.00	69.5%
10-15-4-0800	MOWING SERVICES	0.00	0.00	200.00	520.00	750.00	26.6%
TOTAL EXPENSES: SERVICES		8,534.64	7,182.39	32,944.00	21,058.17	47,365.00	69.5%

VILLAGE OF CARY  
 DETAILED REVENUE & EXPENSE REPORT  
 ACTUAL VS. PRIOR VS. BUDGET  
 FOR 12 PERIODS ENDING APRIL 30, 2020

FUND: GENERAL FUND  
 DEPT: DEVELOPMENT

ACCOUNT NUMBER	DESCRIPTION	APRIL ACTUAL	PRIOR YEAR-MONTH ACTUAL	FISCAL YEAR-TO-DATE ACTUAL	PRIOR YEAR-TO-DATE ACTUAL	FISCAL YEAR BUDGET	PERCENT USED
<b>REPAIRS &amp; MAINTENANCE</b>							
10-15-5-0200	VEHICLES-R&M	0.00	0.00	389.87	0.00	0.00	-100.0%
10-15-5-6500	OTHER REPAIRS & MAINTENANCE	0.00	0.00	0.00	0.00	0.00	0.0%
TOTAL EXPENSES: REPAIRS & MAINTENANCE		0.00	0.00	389.87	0.00	0.00	-100.0%
<b>PROFESSIONAL SERVICES</b>							
10-15-6-0500	CONSULTANTS	0.00	0.00	0.00	0.00	0.00	0.0%
10-15-6-0550	GEO INFO SYSTM (GIS) CONSLTNT	0.00	0.00	0.00	542.09	0.00	0.0%
10-15-6-0600	R/E LISTING SERVICE	566.48	1,084.18	6,973.37	5,939.65	6,000.00	116.2%
10-15-6-0900	OUTSIDE INSPECTIONS	3,220.00	18,848.00	66,495.00	73,678.00	78,500.00	84.7%
10-15-6-0925	PLUMBING INSPECTIONS	680.00	7,840.00	13,745.00	17,186.67	12,500.00	109.9%
10-15-6-6500	OTHER PROFESSIONAL SERVICES	0.00	0.00	0.00	1,233.84	0.00	0.0%
10-15-6-6600	GENERAL WEBSITE RE-DESIGN	0.00	0.00	0.00	0.00	0.00	0.0%
TOTAL EXPENSES: PROFESSIONAL SERVICES		4,466.48	27,772.18	87,213.37	98,580.25	97,000.00	89.9%
<b>CAPITAL OUTLAY</b>							
10-15-7-0500	COMPUTER EQUIPMENT	0.00	0.00	0.00	0.00	0.00	0.0%
TOTAL EXPENSES: CAPITAL OUTLAY		0.00	0.00	0.00	0.00	0.00	0.0%
TOTAL EXPENSES: DEVELOPMENT		48,825.85	66,512.03	532,291.88	524,184.51	559,848.00	95.0%

VILLAGE OF CARY  
 DETAILED REVENUE & EXPENSE REPORT  
 ACTUAL VS. PRIOR VS. BUDGET  
 FOR 12 PERIODS ENDING APRIL 30, 2020

FUND: GENERAL FUND  
 DEPT: P.W.-OPERATIONS & MAINTENANCE

ACCOUNT NUMBER	DESCRIPTION	APRIL ACTUAL	PRIOR YEAR-MONTH ACTUAL	FISCAL YEAR-TO-DATE ACTUAL	PRIOR YEAR-TO-DATE ACTUAL	FISCAL YEAR BUDGET	PERCENT USED
<b>PERSONNEL</b>							
10-17-1-1000	EMPLOYEE WAGES	54,089.24	67,794.34	706,962.38	798,591.60	716,129.00	98.7%
10-17-1-2000	OVERTIME/COMP TIME	5,271.39	4,826.34	69,808.07	77,056.51	55,000.00	126.9%
10-17-1-2500	SEASONAL EMPLOYEES/INTERN	0.00	0.00	9,988.88	21,847.00	20,160.00	49.5%
10-17-1-3000	SICKTIME BUYBACK	4,894.32	0.00	9,370.80	4,320.96	9,500.00	98.6%
10-17-1-6000	W/C INSURANCE RECEIPTS	0.00	0.00	0.00	0.00	0.00	0.0%
<b>TOTAL EXPENSES: PERSONNEL</b>		<b>64,254.95</b>	<b>72,620.68</b>	<b>796,130.13</b>	<b>901,816.07</b>	<b>800,789.00</b>	<b>99.4%</b>
<b>PERSONNEL BENEFITS</b>							
10-17-2-0700	IMRF EXPENSE	8,638.97	8,481.55	92,798.98	113,509.64	90,361.00	102.6%
10-17-2-0800	FICA EXPENSE	4,644.59	5,295.38	57,554.55	65,476.87	59,336.00	96.9%
10-17-2-2002	EMPLOYEE LIFE INS PREMIUMS	78.24	78.24	938.88	938.88	860.00	109.1%
10-17-2-2004	HEALTH INSURANCE PREMIUMS	6,380.91	7,867.99	77,747.12	92,090.38	89,206.00	87.1%
10-17-2-2005	DENTAL INSURANCE PREMIUMS	624.95	641.91	7,315.90	7,497.56	8,401.00	87.0%
10-17-2-2006	VISION INSURANCE PREMIUMS	185.96	(41.36)	2,047.60	1,510.35	1,566.00	130.7%
<b>TOTAL EXPENSES: PERSONNEL BENEFITS</b>		<b>20,553.62</b>	<b>22,323.71</b>	<b>238,403.03</b>	<b>281,023.68</b>	<b>249,730.00</b>	<b>95.4%</b>
<b>COMMODITIES</b>							
10-17-3-0100	GASOLINE-OIL	5,293.90	28,855.03	50,179.04	62,030.38	37,000.00	135.6%
10-17-3-0250	WINTER OPERATIONS COMMODITIES	884.00	2,657.13	5,903.41	166,878.31	165,000.00	3.5%
10-17-3-0251	DE-ICING SOLUTION	0.00	0.00	0.00	1,777.50	0.00	0.0%
10-17-3-0350	UNIFORMS	654.00	375.00	7,535.43	5,959.87	9,500.00	79.3%
10-17-3-0351	SAFETY EQUIPMENT (NON-UNIFORM)	0.00	0.00	752.45	0.00	0.00	-100.0%
10-17-3-0400	BOOKS,PUBLICATIONS & SUBS.	0.00	0.00	0.00	0.00	0.00	0.0%
10-17-3-0500	TREES - PLANTING	0.00	0.00	0.00	0.00	0.00	0.0%
10-17-3-0501	Memorial Tree Program	0.00	0.00	0.00	0.00	0.00	0.0%
10-17-3-0700	OPERATING SUPPLIES	1,898.34	2,149.69	34,337.70	27,814.99	35,650.00	96.3%
10-17-3-6500	SPECIAL EVENTS & DECOR	0.00	0.00	0.00	(180.55)	0.00	0.0%
10-17-3-7000	COMPUTER EQUIPMENT	0.00	0.00	126.15	0.00	0.00	-100.0%
<b>TOTAL EXPENSES: COMMODITIES</b>		<b>8,730.24</b>	<b>34,036.85</b>	<b>98,834.18</b>	<b>264,280.50</b>	<b>247,150.00</b>	<b>39.9%</b>
<b>SERVICES</b>							
10-17-4-0110	NI GAS	4,378.39	4,780.72	21,258.73	33,403.73	35,000.00	60.7%
10-17-4-0120	ELECTRIC BILLS	340.35	508.98	1,912.63	2,266.99	2,000.00	95.6%
10-17-4-0131	CELLULAR SERVICES	1,267.85	514.29	6,515.40	6,171.91	6,800.00	95.8%
10-17-4-0180	JULIE EXPENSE	0.00	15.92	507.31	15.92	0.00	-100.0%
10-17-4-0300	PRINTING	0.00	0.00	0.00	0.00	0.00	0.0%
10-17-4-0400	DUES AND MEMBERSHIPS	0.00	0.00	0.00	0.00	0.00	0.0%
10-17-4-0500	TRAINING/SEMINARS	0.00	2,307.64	2,443.38	8,461.66	6,000.00	40.7%



VILLAGE OF CARY  
 DETAILED REVENUE & EXPENSE REPORT  
 ACTUAL VS. PRIOR VS. BUDGET  
 FOR 12 PERIODS ENDING APRIL 30, 2020

FUND: GENERAL FUND  
 DEPT: P.W.-OPERATIONS & MAINTENANCE

ACCOUNT NUMBER	DESCRIPTION	APRIL ACTUAL	PRIOR YEAR-MONTH ACTUAL	FISCAL YEAR-TO-DATE ACTUAL	PRIOR YEAR-TO-DATE ACTUAL	FISCAL YEAR BUDGET	PERCENT USED
<b>SERVICES</b>							
10-17-4-0501	TRAININGS/SEMINARS-TREES	0.00	0.00	0.00	0.00	0.00	0.0%
10-17-4-0600	TREE REMOVAL & REPLACEMENT	4,108.00	100.80	17,678.00	9,150.80	22,000.00	80.3%
10-17-4-0605	TREE TRIMMING	0.00	0.00	0.00	0.00	0.00	0.0%
10-17-4-0700	EQUIPMENT RENTALS	0.00	153.00	9,173.00	8,203.00	10,000.00	91.7%
10-17-4-0850	GRASS MOWING SERVICE	0.00	0.00	41,560.00	36,495.00	51,000.00	81.4%
10-17-4-0851	GYPSY MOTH SPRAY	0.00	0.00	0.00	0.00	0.00	0.0%
10-17-4-0852	STREET SWEEPING	0.00	0.00	45,270.00	31,502.00	58,000.00	78.0%
10-17-4-0853	OTHER CONTRACTUAL SERVICES	0.00	124.04	2,632.50	124.04	10,000.00	26.3%
10-17-4-0900	CEMETERY MAINTENANCE	0.00	0.00	850.00	900.00	6,500.00	13.0%
TOTAL EXPENSES: SERVICES		10,094.59	8,505.39	149,800.95	136,695.05	207,300.00	72.2%
<b>REPAIRS &amp; MAINTENANCE</b>							
10-17-5-0100	EQUIPMENT-R&M	1,547.40	264.83	17,242.24	7,721.40	20,000.00	86.2%
10-17-5-0101	INFORMATION TECHNOLOGY	817.02	1,423.02	15,349.22	13,488.47	18,595.00	82.5%
10-17-5-0200	PW-VEHICLE-R&M	1,453.53	2,541.63	34,531.75	24,506.81	32,000.00	107.9%
10-17-5-0201	PD-VEHICLE-R&M	2,776.87	3,036.26	14,027.37	24,076.36	22,000.00	63.7%
10-17-5-0202	ADMIN VEHICLE-R&M	0.00	159.98	3,011.20	2,160.51	1,000.00	301.1%
10-17-5-0300	BUILDINGS, SHARED-R&M	5,696.39	4,916.90	45,267.45	45,647.93	44,000.00	102.8%
10-17-5-0310	BUILDINGS, PW-R&M	45.15	0.00	4,709.15	3,758.53	9,000.00	52.3%
10-17-5-0320	BUILDINGS, VH/PD-R&M	11,132.60	1,923.65	19,762.90	11,953.85	15,000.00	131.7%
10-17-5-0400	STREET REPAIRS	0.00	0.00	0.00	0.00	0.00	0.0%
10-17-5-0500	SIDEWALK REPAIRS & MAINT	0.00	0.00	0.00	0.00	0.00	0.0%
10-17-5-0523	PAVEMENT REJUVENATION	0.00	0.00	0.00	0.00	0.00	0.0%
10-17-5-0524	PATCHING	0.00	0.00	0.00	0.00	0.00	0.0%
10-17-5-0525	BIKE PATH REPAIR & MAINT	0.00	0.00	0.00	0.00	0.00	0.0%
10-17-5-0526	THERMOPLASTIC PV MARK PRG	0.00	0.00	0.00	0.00	0.00	0.0%
10-17-5-0527	CRACK SEALING PROGRAM	0.00	0.00	0.00	0.00	0.00	0.0%
10-17-5-0600	STREET LIGHTS REPAIR & MAINT	593.18	0.00	13,776.81	11,731.31	15,000.00	91.8%
10-17-5-0700	STORM SEWER REPAIR & MAINT	0.00	1,882.00	16,912.54	5,229.32	18,000.00	93.9%
10-17-5-0800	TRAFFIC SIGNAL MAINTENANCE	4,709.93	2,187.60	28,365.90	24,945.77	20,000.00	141.8%
10-17-5-0850	REGULAR TRAFFIC SIGNS R&M	11.97	2,045.38	15,925.12	14,788.94	15,000.00	106.1%
10-17-5-0902	STREET LIGHT ELECTRICITY	12,599.48	30,338.09	70,933.09	72,288.08	65,000.00	109.1%
10-17-5-6500	OTHER REPAIRS & MAINTENANCE	0.00	0.00	0.00	0.00	0.00	0.0%
TOTAL EXPENSES: REPAIRS & MAINTENANCE		41,383.52	50,719.34	299,814.74	262,297.28	294,595.00	101.7%
<b>PROFESSIONAL SERVICES</b>							
10-17-6-0600	DATA PROCESSING	0.00	0.00	0.00	0.00	0.00	0.0%
10-17-6-6500	OTHER PROFESSIONAL SERVICES	1,571.51	0.00	7,836.51	7,702.54	12,000.00	65.3%
TOTAL EXPENSES: PROFESSIONAL SERVICES		1,571.51	0.00	7,836.51	7,702.54	12,000.00	65.3%
TOTAL EXPENSES: P.W.-OPERATIONS & MAINTENANCE		146,588.43	188,205.97	1,590,819.54	1,853,815.12	1,811,564.00	87.8%

VILLAGE OF CARY  
 DETAILED REVENUE & EXPENSE REPORT  
 ACTUAL VS. PRIOR VS. BUDGET  
 FOR 12 PERIODS ENDING APRIL 30, 2020

FUND: GENERAL FUND  
 DEPT: FINANCE DEPARTMENT

ACCOUNT NUMBER	DESCRIPTION	APRIL ACTUAL	PRIOR YEAR-MONTH ACTUAL	FISCAL YEAR-TO-DATE ACTUAL	PRIOR YEAR-TO-DATE ACTUAL	FISCAL YEAR BUDGET	PERCENT USED
<b>PERSONNEL</b>							
10-19-1-1000	EMPLOYEE WAGES	1,628.80	3,177.60	21,160.36	30,966.71	21,171.00	99.9%
10-19-1-2000	OVERTIME/COMP TIME	0.00	0.00	0.00	14.90	0.00	0.0%
10-19-1-3000	SICKTIME BUYBACK	0.00	0.00	0.00	0.00	0.00	0.0%
10-19-1-6000	W/C INSURANCE RECEIPTS	0.00	0.00	0.00	0.00	0.00	0.0%
TOTAL EXPENSES: PERSONNEL		1,628.80	3,177.60	21,160.36	30,981.61	21,171.00	99.9%
<b>PERSONNEL BENEFITS</b>							
10-19-2-0700	IMRF EXPENSE	239.60	370.21	2,216.53	4,004.94	2,467.00	89.8%
10-19-2-0800	FICA EXPENSE	101.18	220.26	1,314.50	2,147.88	1,620.00	81.1%
10-19-2-2002	EMPLOYEE LIFE INS PREMIUMS	11.58	11.58	138.96	138.96	27.00	514.6%
10-19-2-2004	HEALTH INSURANCE PREMIUMS	794.19	801.01	9,392.14	5,212.46	910.00	1032.1%
10-19-2-2005	DENTAL INSURANCE PREMIUMS	58.36	59.30	691.84	702.46	211.00	327.8%
10-19-2-2006	VISION INSURANCE PREMIUMS	2.94	2.57	28.64	28.78	43.00	66.6%
TOTAL EXPENSES: PERSONNEL BENEFITS		1,207.85	1,464.93	13,782.61	12,235.48	5,278.00	261.1%
<b>COMMODITIES</b>							
10-19-3-0100	GASOLINE	0.00	0.00	0.00	0.00	0.00	0.0%
10-19-3-0300	OPERATING SUPPLIES	0.00	0.00	0.00	0.00	0.00	0.0%
10-19-3-0400	BOOKS, PUBLICATIONS & SUBS.	0.00	0.00	0.00	0.00	0.00	0.0%
10-19-3-7000	COMPUTER EQUIPMENT	0.00	0.00	0.00	0.00	0.00	0.0%
TOTAL EXPENSES: COMMODITIES		0.00	0.00	0.00	0.00	0.00	0.0%
<b>SERVICES</b>							
10-19-4-0100	RECRUITMENT	0.00	0.00	0.00	0.00	0.00	0.0%
10-19-4-0300	PRINTING	835.58	0.00	1,983.18	1,244.68	1,400.00	141.6%
10-19-4-0400	DUES AND MEMBERSHIPS	0.00	190.00	0.00	380.00	450.00	0.0%
10-19-4-0500	TRAINING/SEMINARS	0.00	0.00	0.00	0.00	0.00	0.0%
10-19-4-0600	BANK CHARGES	0.00	36.46	703.33	1,650.13	2,500.00	28.1%
10-19-4-6500	OTHER SERVICES	0.00	0.00	0.00	0.00	0.00	0.0%
TOTAL EXPENSES: SERVICES		835.58	226.46	2,686.51	3,274.81	4,350.00	61.7%
<b>PROFESSIONAL SERVICES</b>							
10-19-6-0300	AUDIT	0.00	0.00	18,970.00	14,700.00	16,623.00	114.1%
10-19-6-0400	CONTRACTED ACCOUNTING SERVICES	58,721.43	57,289.17	231,529.61	217,841.59	236,032.00	98.0%
10-19-6-0600	DATA PROCESSING	0.00	0.00	0.00	2,884.10	0.00	0.0%
10-19-6-6500	OTHER PROFESSIONAL SERVICES	0.00	0.00	6,997.50	6,872.50	9,850.00	71.0%
TOTAL EXPENSES: PROFESSIONAL SERVICES		58,721.43	57,289.17	257,497.11	242,298.19	262,505.00	98.0%
TOTAL EXPENSES: FINANCE DEPARTMENT		62,393.66	62,158.16	295,126.59	288,790.09	293,304.00	100.6%

DATE: 05/18/2020  
 TIME: 09:35:21  
 ID: GL470006.WOW

VILLAGE OF CARY  
 DETAILED REVENUE & EXPENSE REPORT  
 ACTUAL VS. PRIOR VS. BUDGET  
 FOR 12 PERIODS ENDING APRIL 30, 2020

PAGE: 17  
 F-YR: 20

FUND: GENERAL FUND  
 DEPT: FINANCE DEPARTMENT

ACCOUNT NUMBER	DESCRIPTION	APRIL ACTUAL	PRIOR YEAR-MONTH ACTUAL	FISCAL YEAR-TO-DATE ACTUAL	PRIOR YEAR-TO-DATE ACTUAL	FISCAL YEAR BUDGET	PERCENT USED
TOTAL FUND EXPENSES		646,720.99	750,869.54	8,030,014.86	8,287,688.28	8,450,090.00	95.0%
TOTAL FUND REVENUES		443,413.69	468,180.23	8,406,012.58	8,249,422.15	8,452,013.00	99.4%
TOTAL FUND EXPENSES		646,720.99	750,869.54	8,030,014.86	8,287,688.28	8,450,090.00	95.0%
FUND SURPLUS (DEFICIT)		(203,307.30)	(282,689.31)	375,997.72	(38,266.13)	1,923.00	9552.6%

VILLAGE OF CARY  
 DETAILED REVENUE & EXPENSE REPORT  
 ACTUAL VS. PRIOR VS. BUDGET  
 FOR 12 PERIODS ENDING APRIL 30, 2020

FUND: WATER AND SANITATION FUND  
 DEPT: WATER AND SANITATION REVENUE

ACCOUNT NUMBER	DESCRIPTION	APRIL ACTUAL	PRIOR YEAR-MONTH ACTUAL	FISCAL YEAR-TO-DATE ACTUAL	PRIOR YEAR-TO-DATE ACTUAL	FISCAL YEAR BUDGET	PERCENT USED
<b>REVENUES</b>							
20-00-0-0100	WATER REVENUE	307,433.47	267,698.51	1,850,242.37	1,766,704.53	1,900,000.00	97.3%
20-00-0-0150	WATER USER FEE	34,166.17	32,100.52	205,062.53	196,733.76	195,000.00	105.1%
20-00-0-0200	WATER TAP ON FEES	0.00	5,864.00	58,640.00	263,770.00	50,000.00	117.2%
20-00-0-0400	CONSTRUCTION WATER	0.00	596.68	1,147.90	3,000.68	2,500.00	45.9%
20-00-0-0550	LATE FEES, NSF FEES & OTHER	(17.98)	(44.66)	33,739.17	30,379.63	50,000.00	67.4%
20-00-0-0600	WATER METER SALES	0.00	335.00	3,685.00	17,060.00	3,000.00	122.8%
20-00-0-0800	MISCELLANEOUS WATER INCOME	0.00	0.00	0.00	0.00	0.00	0.0%
20-00-0-0900	OTHER MISC INCOME	0.00	0.00	0.00	0.00	0.00	0.0%
20-00-0-1200	INTEREST INCOME	371.46	6,143.26	62,706.53	84,307.49	45,000.00	139.3%
20-00-0-1210	LOSS PROVISION FOR IMET	0.00	0.00	0.00	0.00	0.00	0.0%
20-00-0-1215	LOSS PROVISION FOR IMET	0.00	0.00	0.00	0.00	0.00	0.0%
20-00-0-1500	BANKRUPTCY & OTHER WRITE-OFFS	0.00	0.00	0.00	0.00	(10,000.00)	0.0%
20-00-0-4000	INSURANCE RECOVERIES	0.00	0.00	0.00	0.00	0.00	0.0%
20-00-0-4010	REIMBURSEMENTS - OTHER	0.00	0.00	0.00	0.00	0.00	0.0%
20-00-0-4020	REIMBURSEMENT OF IRMA SURPLUS	0.00	0.00	0.00	0.00	0.00	0.0%
20-00-0-4500	AUCTION SALE OF VEHICLES/EQUIP	0.00	2,150.00	6,600.00	2,150.00	10,000.00	66.0%
20-00-0-5000	IRMA SURPLUS INTEREST CREDIT	0.00	0.00	0.00	0.00	0.00	0.0%
<b>TOTAL REVENUES: REVENUES</b>		<b>341,953.12</b>	<b>314,843.31</b>	<b>2,221,823.50</b>	<b>2,364,106.09</b>	<b>2,245,500.00</b>	<b>98.9%</b>
<b>SANITATION REVENUE</b>							
20-00-2-0100	SEWER REVENUE	291,667.01	253,754.83	1,761,734.12	1,676,178.47	1,550,000.00	113.6%
20-00-2-0150	IEPA LOAN PROCEEDS	0.00	(1,726,052.43)	0.00	0.00	0.00	0.0%
20-00-2-0200	SEWER TAP ON FEES	0.00	6,656.00	73,216.00	312,882.00	50,000.00	146.4%
20-00-2-0550	RETURNED CHECK FEE	0.00	0.00	0.00	0.00	0.00	0.0%
20-00-2-0700	LIFT STATION CONTRIBUTION	0.00	0.00	0.00	0.00	0.00	0.0%
20-00-2-0800	MISCELLANEOUS SEWER INCOME	0.00	0.00	0.00	0.00	0.00	0.0%
20-00-2-1200	INTEREST INCOME - SEWER	791.46	6,133.31	65,434.58	66,745.92	30,000.00	218.1%
20-00-2-4020	REIMBURSEMENT OF IRMA SURPLUS	0.00	0.00	0.00	0.00	0.00	0.0%
<b>TOTAL REVENUES: SANITATION REVENUE</b>		<b>292,458.47</b>	<b>(1,459,508.29)</b>	<b>1,900,384.70</b>	<b>2,055,806.39</b>	<b>1,630,000.00</b>	<b>116.5%</b>
<b>OPERATING TRANSFERS</b>							
20-00-9-1001	TRANSFER IN (OUT)-OTHER FUNDS	0.00	0.00	0.00	0.00	0.00	0.0%
<b>TOTAL REVENUES: OPERATING TRANSFERS</b>		<b>0.00</b>	<b>0.00</b>	<b>0.00</b>	<b>0.00</b>	<b>0.00</b>	<b>0.0%</b>
<b>TOTAL REVENUES: WATER AND SANITATION REVENUE</b>		<b>634,411.59</b>	<b>(1,144,664.98)</b>	<b>4,122,208.20</b>	<b>4,419,912.48</b>	<b>3,875,500.00</b>	<b>106.3%</b>
<b>TOTAL FUND REVENUES</b>		<b>634,411.59</b>	<b>(1,144,664.98)</b>	<b>4,122,208.20</b>	<b>4,419,912.48</b>	<b>3,875,500.00</b>	<b>106.3%</b>

VILLAGE OF CARY  
 DETAILED REVENUE & EXPENSE REPORT  
 ACTUAL VS. PRIOR VS. BUDGET  
 FOR 12 PERIODS ENDING APRIL 30, 2020

FUND: WATER AND SANITATION FUND  
 DEPT: P.W.-WATER OPERATIONS

ACCOUNT NUMBER	DESCRIPTION	APRIL ACTUAL	PRIOR YEAR-MONTH ACTUAL	FISCAL YEAR-TO-DATE ACTUAL	PRIOR YEAR-TO-DATE ACTUAL	FISCAL YEAR BUDGET	PERCENT USED
<b>PERSONNEL</b>							
20-21-1-1000	EMPLOYEE WAGES	36,161.72	19,232.36	450,955.67	370,252.98	456,118.00	98.8%
20-21-1-2000	OVERTIME	3,665.43	2,181.41	38,522.22	33,970.93	35,000.00	110.0%
20-21-1-2500	SEASONAL EMPLOYEES	0.00	0.00	2,804.75	0.00	6,720.00	41.7%
20-21-1-3000	SICKTIME BUYBACK	0.00	0.00	4,613.76	4,411.68	5,000.00	92.2%
<b>TOTAL EXPENSES: PERSONNEL</b>		<b>39,827.15</b>	<b>21,413.77</b>	<b>496,896.40</b>	<b>408,635.59</b>	<b>502,838.00</b>	<b>98.8%</b>
<b>PERSONNEL BENEFITS</b>							
20-21-2-0102	EMPLOYEE LIFE INS PREMIUMS	38.39	38.39	460.68	460.68	471.00	97.8%
20-21-2-0104	HEALTH INSURANCE PREMIUMS	4,952.83	5,124.27	59,503.45	58,753.97	64,751.00	91.8%
20-21-2-0105	DENTAL INSURANCE PREMIUMS	438.63	452.67	5,267.88	5,247.20	5,947.00	88.5%
20-21-2-0106	VISION INSURANCE PREMIUMS	148.77	82.00	1,057.09	940.21	1,102.00	95.9%
20-21-2-0700	IMRF EXPENSE	5,847.27	2,494.65	66,418.88	53,474.17	60,809.00	109.2%
20-21-2-0800	FICA EXPENSE	2,968.20	1,579.83	37,276.35	30,729.03	39,930.00	93.3%
20-21-2-3500	UNEMPLOYMENT COMPENSATION	0.00	0.00	0.00	0.00	0.00	0.0%
20-21-2-7200	EMPLOYEE ASSISTANCE PROGRAM	0.00	0.00	0.00	0.00	0.00	0.0%
<b>TOTAL EXPENSES: PERSONNEL BENEFITS</b>		<b>14,394.09</b>	<b>9,771.81</b>	<b>169,984.33</b>	<b>149,605.26</b>	<b>173,010.00</b>	<b>98.2%</b>
<b>COMMODITIES</b>							
20-21-3-0015	VEHICLES	0.00	0.00	0.00	0.00	0.00	0.0%
20-21-3-0100	GASOLINE-OIL	913.32	1,047.18	10,379.62	9,852.52	10,000.00	103.7%
20-21-3-0250	LABORATORY SUPPLIES	2,270.42	398.73	4,025.81	3,722.19	4,000.00	100.6%
20-21-3-0325	CHEMICALS	36,898.51	11,371.91	95,411.08	59,036.03	65,000.00	146.7%
20-21-3-0350	UNIFORMS	0.00	75.00	3,170.05	2,851.40	3,300.00	96.0%
20-21-3-0400	BOOKS, PUBLICATIONS, & SUBS.	0.00	0.00	0.00	0.00	0.00	0.0%
20-21-3-0700	OPERATING SUPPLIES	1,921.42	1,361.11	9,259.56	9,401.27	10,500.00	88.1%
20-21-3-0750	FIRE HYDRANTS	0.00	0.00	0.00	0.00	0.00	0.0%
20-21-3-0800	WATER METERS	0.00	0.00	0.00	0.00	0.00	0.0%
20-21-3-6500	OTHER COMMODITIES	0.00	0.00	0.00	0.00	0.00	0.0%
20-21-3-7000	COMPUTER EQUIPMENT	0.00	0.00	0.00	0.00	0.00	0.0%
<b>TOTAL EXPENSES: COMMODITIES</b>		<b>42,003.67</b>	<b>14,253.93</b>	<b>122,246.12</b>	<b>84,863.41</b>	<b>92,800.00</b>	<b>131.7%</b>
<b>SERVICES</b>							
20-21-4-0100	EMPLOYMENT TESTING SERVICES	97.00	0.00	97.00	228.75	400.00	24.2%
20-21-4-0105	RECRUITMENT	0.00	0.00	325.00	0.00	500.00	65.0%
20-21-4-0110	NI GAS SERVICE	18,159.16	3,056.75	24,790.66	15,727.41	13,000.00	190.6%
20-21-4-0120	ELECTRIC BILLS	18,009.92	32,308.17	177,563.39	179,694.52	200,000.00	88.7%
20-21-4-0130	TELEPHONE BILLS	829.15	1,300.00	7,830.50	15,600.00	14,000.00	55.9%
20-21-4-0131	CELLULAR SERVICES	495.37	326.34	4,193.41	3,917.96	4,000.00	104.8%

VILLAGE OF CARY  
 DETAILED REVENUE & EXPENSE REPORT  
 ACTUAL VS. PRIOR VS. BUDGET  
 FOR 12 PERIODS ENDING APRIL 30, 2020

FUND: WATER AND SANITATION FUND  
 DEPT: P.W.-WATER OPERATIONS

ACCOUNT NUMBER	DESCRIPTION	APRIL ACTUAL	PRIOR YEAR-MONTH ACTUAL	FISCAL YEAR-TO-DATE ACTUAL	PRIOR YEAR-TO-DATE ACTUAL	FISCAL YEAR BUDGET	PERCENT USED
<b>SERVICES</b>							
20-21-4-0180	JULIE EXPENSE	0.00	0.00	0.00	0.00	0.00	0.0%
20-21-4-0200	POSTAGE	1,553.88	1,520.66	10,211.18	12,874.18	12,500.00	81.6%
20-21-4-0300	PRINTING	679.01	1,617.25	9,419.61	12,632.76	12,500.00	75.3%
20-21-4-0400	DUES AND MEMBERSHIPS	0.00	0.00	0.00	0.00	0.00	0.0%
20-21-4-0500	TRAVEL/SEMINAR EXPENSES	0.00	125.00	690.00	419.00	2,230.00	30.9%
20-21-4-0600	BANK CHARGES	0.00	14.90	151.89	491.79	500.00	30.3%
20-21-4-0850	MOWING COSTS	0.00	0.00	10,040.00	8,680.00	12,000.00	83.6%
20-21-4-0900	W&S INFRASTRUCTURE STUDY	0.00	0.00	0.00	0.00	0.00	0.0%
20-21-4-1000	WATER SUPPLY ANALYSIS	0.00	0.00	0.00	0.00	0.00	0.0%
TOTAL EXPENSES: SERVICES		39,823.49	40,269.07	245,312.64	250,266.37	271,630.00	90.3%
<b>REPAIRS &amp; MAINTENANCE</b>							
20-21-5-0100	EQUIPMENT R&M	143.34	1,264.30	24,640.00	24,410.56	35,000.00	70.4%
20-21-5-0101	INFORMATION TECHNOLOGY	1,366.95	1,302.01	15,479.74	14,122.40	24,119.00	64.1%
20-21-5-0200	VEHICLES R&M	70.46	396.71	10,784.85	11,510.42	13,000.00	82.9%
20-21-5-0300	BUILDINGS R&M	75.86	7,898.00	8,730.69	8,511.15	9,000.00	97.0%
20-21-5-0400	WATER MAIN R&M	14,875.88	1,748.14	48,085.14	17,051.75	10,000.00	480.8%
20-21-5-0410	WATER TOWER MAINTENANCE	0.00	0.00	0.00	550.43	36,000.00	0.0%
20-21-5-0500	FIRE HYDRANTS R&M	3,786.25	1,256.98	31,918.84	11,925.41	50,000.00	63.8%
20-21-5-0550	VALVE REHABILITATION	0.00	0.00	0.00	0.00	0.00	0.0%
20-21-5-0600	COMPOUND WATER METER TESTING	0.00	0.00	0.00	0.00	3,000.00	0.0%
20-21-5-0700	WATER METER REP PRG TEST	0.00	0.00	0.00	0.00	0.00	0.0%
20-21-5-0800	FINAL READ INTERROGATORS	0.00	0.00	0.00	0.00	0.00	0.0%
20-21-5-0900	WWTP REPLACE GRINDER	0.00	0.00	0.00	0.00	0.00	0.0%
20-21-5-0901	WATER TOWER MAINTENANCE	0.00	0.00	0.00	0.00	0.00	0.0%
20-21-5-6500	OTHER REPAIRS & MAINTENANCE	0.00	0.00	0.00	0.00	0.00	0.0%
TOTAL EXPENSES: REPAIRS & MAINTENANCE		20,318.74	13,866.14	139,639.26	88,082.12	180,119.00	77.5%
<b>PROFESSIONAL SERVICES</b>							
20-21-6-0200	LEGAL FEES	0.00	0.00	0.00	0.00	6,000.00	0.0%
20-21-6-0300	AUDIT FEES	0.00	0.00	4,607.00	3,570.00	4,500.00	102.3%
20-21-6-0400	ENGINEERING FEES	0.00	0.00	0.00	0.00	0.00	0.0%
20-21-6-0600	DATA PROCESSING	0.00	0.00	0.00	731.18	4,000.00	0.0%
20-21-6-0900	WATER ANALYSIS	7,953.00	1,024.50	18,699.70	20,495.50	25,000.00	74.7%
20-21-6-1000	LABORATORY TESTING	0.00	0.00	0.00	0.00	0.00	0.0%
20-21-6-6500	OTHER PROFESSIONAL SERVICES	62,121.84	42,047.10	436,440.34	166,990.43	541,784.00	80.5%
TOTAL EXPENSES: PROFESSIONAL SERVICES		70,074.84	43,071.60	459,747.04	191,787.11	581,284.00	79.0%

VILLAGE OF CARY  
 DETAILED REVENUE & EXPENSE REPORT  
 ACTUAL VS. PRIOR VS. BUDGET  
 FOR 12 PERIODS ENDING APRIL 30, 2020

FUND: WATER AND SANITATION FUND  
 DEPT: P.W.-WATER OPERATIONS

ACCOUNT NUMBER	DESCRIPTION	APRIL ACTUAL	PRIOR YEAR-MONTH ACTUAL	FISCAL YEAR-TO-DATE ACTUAL	PRIOR YEAR-TO-DATE ACTUAL	FISCAL YEAR BUDGET	PERCENT USED
<b>CAPITAL EXPENDITURES</b>							
20-21-7-0300	VEHICLES	0.00	82,826.00	42,237.26	83,436.66	44,000.00	95.9%
20-21-7-0305	GPS VEHICLE UNITS	0.00	0.00	0.00	0.00	0.00	0.0%
20-21-7-0400	EQUIPMENT-ZERO TURN MOWERS	0.00	0.00	0.00	0.00	0.00	0.0%
20-21-7-0500	EQUIPMENT - OTHER	0.00	0.00	0.00	0.00	0.00	0.0%
20-21-7-0505	ERP SOFTWARE	0.00	0.00	0.00	0.00	0.00	0.0%
20-21-7-0600	VEHICLE LEASING	0.00	0.00	0.00	0.00	0.00	0.0%
20-21-7-0700	METERS	2,165.00	3,073.07	11,205.30	83,379.31	200,000.00	5.6%
20-21-7-0902	EMERGENCY WELL REPLACEMENTS	0.00	2,452.00	0.00	2,452.00	0.00	0.0%
20-21-7-0903	SCADA UPGRADE	28,280.00	0.00	134,833.52	16,489.50	310,000.00	43.4%
20-21-7-0905	PINES BOOSTER STATION	0.00	0.00	0.00	0.00	0.00	0.0%
20-21-7-0909	WELL FACADE MAINTENANCE	0.00	0.00	90,102.52	0.00	210,000.00	42.9%
20-21-7-0927	WATER TOWER INSPECT & MAINTAIN	0.00	0.00	0.00	0.00	0.00	0.0%
20-21-7-0928	SKIDSTEER #519	0.00	0.00	0.00	0.00	0.00	0.0%
20-21-7-0929	CHEVY C3500 SVC TRUCK #526	0.00	0.00	0.00	0.00	0.00	0.0%
20-21-7-0931	NPDES PHASE II STORMWATER NOI	0.00	0.00	0.00	0.00	0.00	0.0%
20-21-7-0938	WATER MAIN REPLACEMNT-ALMA	0.00	0.00	0.00	0.00	0.00	0.0%
20-21-7-0939	WATER MAIN REPLACE-EAST MAIN	0.00	0.00	0.00	0.00	0.00	0.0%
20-21-7-0940	RT. 14 WATER LINE	0.00	0.00	0.00	0.00	0.00	0.0%
20-21-7-0941	WATER MAIN REPLACEMENT	0.00	0.00	0.00	0.00	0.00	0.0%
20-21-7-0942	MAIN REPLACEMENT-MAPLEWOOD	0.00	0.00	0.00	0.00	0.00	0.0%
20-21-7-0943	EMERGENCY LIFTSTATION MAINT.	0.00	0.00	0.00	0.00	0.00	0.0%
20-21-7-0944	WELL #13 NEW PUMP	0.00	0.00	0.00	0.00	0.00	0.0%
20-21-7-0945	WWTP NEW ROOF	0.00	0.00	0.00	0.00	0.00	0.0%
20-21-7-0946	WATER TOWER PAINTING	0.00	0.00	0.00	0.00	0.00	0.0%
20-21-7-0947	FIRE HYDRANTS PAINTING	0.00	0.00	0.00	0.00	0.00	0.0%
20-21-7-0948	WELL HOUSES - FENCE REPLACEMTS	0.00	0.00	0.00	0.00	0.00	0.0%
20-21-7-0949	WELL #4 - PULL & REPLACE	0.00	0.00	0.00	0.00	0.00	0.0%
20-21-7-0950	WELL REHABILITATION	0.00	0.00	0.00	0.00	0.00	0.0%
<b>TOTAL EXPENSES: CAPITAL EXPENDITURES</b>		<b>30,445.00</b>	<b>88,351.07</b>	<b>278,378.60</b>	<b>185,757.47</b>	<b>764,000.00</b>	<b>36.4%</b>
<b>GENERAL GOVT. EXPENDITURES</b>							
20-21-8-0300	AGENT PAYING FEES	0.00	0.00	0.00	4,500.00	550.00	0.0%
20-21-8-0550	OPERATING INSURANCE	6,805.60	11,293.87	56,858.12	54,495.58	80,000.00	71.0%
20-21-8-0600	ADMINISTRATIVE SERVICES	0.00	0.00	0.00	0.00	0.00	0.0%
20-21-8-1000	DEPRECIATION	100,000.00	100,000.00	1,200,000.00	1,200,000.00	1,200,000.00	100.0%
20-21-8-1100	REFUND OF WATER METER	0.00	0.00	0.00	0.00	0.00	0.0%
20-21-8-2000	AMORT W&S BOND COSTS	0.00	0.00	0.00	0.00	0.00	0.0%
<b>TOTAL EXPENSES: GENERAL GOVT. EXPENDITURES</b>		<b>106,805.60</b>	<b>111,293.87</b>	<b>1,256,858.12</b>	<b>1,258,995.58</b>	<b>1,280,550.00</b>	<b>98.1%</b>

DATE: 05/18/2020  
 TIME: 09:35:21  
 ID: GL470006.WOW

VILLAGE OF CARY  
 DETAILED REVENUE & EXPENSE REPORT  
 ACTUAL VS. PRIOR VS. BUDGET  
 FOR 12 PERIODS ENDING APRIL 30, 2020

PAGE: 22  
 F-YR: 20

FUND: WATER AND SANITATION FUND  
 DEPT: P.W.-WATER OPERATIONS

ACCOUNT NUMBER	DESCRIPTION	APRIL ACTUAL	PRIOR YEAR-MONTH ACTUAL	FISCAL YEAR-TO-DATE ACTUAL	PRIOR YEAR-TO-DATE ACTUAL	FISCAL YEAR BUDGET	PERCENT USED
<b>DEBT SERVICE</b>							
20-21-9-0100	BOND PRINCIPAL	0.00	0.00	0.00	0.00	0.00	0.0%
20-21-9-0200	BOND INTEREST	0.00	0.00	0.00	0.00	0.00	0.0%
<hr/>							
TOTAL EXPENSES: DEBT SERVICE		0.00	0.00	0.00	0.00	0.00	0.0%
TOTAL EXPENSES: P.W.-WATER OPERATIONS		363,692.58	342,291.26	3,169,062.51	2,617,992.91	3,846,231.00	82.3%



VILLAGE OF CARY  
 DETAILED REVENUE & EXPENSE REPORT  
 ACTUAL VS. PRIOR VS. BUDGET  
 FOR 12 PERIODS ENDING APRIL 30, 2020

FUND: WATER AND SANITATION FUND  
 DEPT: P.W.-SANITATION OPERATIONS

ACCOUNT NUMBER	DESCRIPTION	APRIL ACTUAL	PRIOR YEAR-MONTH ACTUAL	FISCAL YEAR-TO-DATE ACTUAL	PRIOR YEAR-TO-DATE ACTUAL	FISCAL YEAR BUDGET	PERCENT USED
<b>PERSONNEL</b>							
20-22-1-1000	EMPLOYEE WAGES	21,812.26	20,201.96	306,533.97	328,440.40	359,591.00	85.2%
20-22-1-2000	OVERTIME	1,683.20	1,436.39	17,838.34	26,992.94	30,000.00	59.4%
20-22-1-3000	SICKTIME BUYBACK	0.00	0.00	448.80	2,097.60	3,000.00	14.9%
<b>TOTAL EXPENSES: PERSONNEL</b>		<b>23,495.46</b>	<b>21,638.35</b>	<b>324,821.11</b>	<b>357,530.94</b>	<b>392,591.00</b>	<b>82.7%</b>
<b>PERSONNEL BENEFITS</b>							
20-22-2-0102	EMPLOYEE LIFE INS PREMIUMS	32.32	32.32	387.84	387.84	698.00	55.5%
20-22-2-0104	HEALTH INSURANCE PREMIUMS	4,428.93	4,307.81	52,040.45	51,524.64	44,834.00	116.0%
20-22-2-0105	DENTAL INSURANCE PREMIUMS	253.33	246.55	2,945.90	2,924.14	4,286.00	68.7%
20-22-2-0106	VISION INSURANCE PREMIUMS	(2.14)	49.42	547.07	585.56	436.00	125.4%
20-22-2-0700	IMRF EXPENSE	3,543.93	2,566.62	42,818.82	47,673.46	47,744.00	89.6%
20-22-2-0800	FICA EXPENSE	1,816.46	1,648.86	25,026.69	27,487.12	31,351.00	79.8%
20-22-2-3500	UNEMPLOYMENT COMPENSATION	0.00	0.00	0.00	0.00	0.00	0.0%
<b>TOTAL EXPENSES: PERSONNEL BENEFITS</b>		<b>10,072.83</b>	<b>8,851.58</b>	<b>123,766.77</b>	<b>130,582.76</b>	<b>129,349.00</b>	<b>95.6%</b>
<b>COMMODITIES</b>							
20-22-3-0015	VEHICLES	0.00	0.00	0.00	0.00	0.00	0.0%
20-22-3-0100	GASOLINE-OIL	608.88	698.12	6,919.74	4,992.86	8,000.00	86.4%
20-22-3-0200	OFFICE SUPPLIES	0.00	0.00	0.00	739.00	0.00	0.0%
20-22-3-0250	LABORATORY SUPPLIES	3,552.26	1,939.89	8,741.34	9,415.53	7,700.00	113.5%
20-22-3-0325	CHEMICALS	0.00	(2,000.00)	6,731.54	12,906.24	20,000.00	33.6%
20-22-3-0350	UNIFORMS	0.00	75.00	2,252.88	2,723.00	3,000.00	75.0%
20-22-3-0400	BOOKS, PUBLICATIONS & SUBS.	0.00	0.00	0.00	0.00	0.00	0.0%
20-22-3-0700	OPERATING SUPPLIES	810.96	1,350.46	7,814.63	10,309.71	9,000.00	86.8%
20-22-3-7000	COMPUTER EQUIPMENT	0.00	0.00	0.00	0.00	0.00	0.0%
<b>TOTAL EXPENSES: COMMODITIES</b>		<b>4,972.10</b>	<b>2,063.47</b>	<b>32,460.13</b>	<b>41,086.34</b>	<b>47,700.00</b>	<b>68.0%</b>
<b>SERVICES</b>							
20-22-4-0100	EMPLOYMENT TESTING SERVICES	412.00	0.00	474.00	68.75	500.00	94.8%
20-22-4-0110	NI GAS SERVICE	11,699.27	505.92	22,400.89	3,115.07	11,000.00	203.6%
20-22-4-0120	ELECTRIC BILLS	10,272.95	20,390.47	107,456.36	127,781.07	120,000.00	89.5%
20-22-4-0130	TELEPHONE BILLS	497.50	700.00	4,618.28	8,400.00	9,000.00	51.3%
20-22-4-0131	CELLULAR SERVICES	417.26	121.17	1,838.27	1,454.19	1,500.00	122.5%
20-22-4-0180	JULIE EXPENSE	0.00	0.00	0.00	0.00	0.00	0.0%
20-22-4-0200	POSTAGE	1,035.92	1,013.34	6,807.42	3,541.64	9,000.00	75.6%
20-22-4-0300	PRINTING	452.68	1,078.61	6,279.76	4,419.45	6,500.00	96.6%
20-22-4-0400	DUES AND MEMBERSHIPS	0.00	0.00	0.00	0.00	0.00	0.0%
20-22-4-0500	TRAVEL/SEMINAR EXPENSES	(300.00)	525.00	959.10	625.00	2,000.00	47.9%



VILLAGE OF CARY  
 DETAILED REVENUE & EXPENSE REPORT  
 ACTUAL VS. PRIOR VS. BUDGET  
 FOR 12 PERIODS ENDING APRIL 30, 2020

FUND: WATER AND SANITATION FUND  
 DEPT: P.W.-SANITATION OPERATIONS

ACCOUNT NUMBER	DESCRIPTION	APRIL ACTUAL	PRIOR YEAR-MONTH ACTUAL	FISCAL YEAR-TO-DATE ACTUAL	PRIOR YEAR-TO-DATE ACTUAL	FISCAL YEAR BUDGET	PERCENT USED
<b>CAPITAL EXPENDITURES</b>							
20-22-7-0929	LIFT STATION CONTROLLER UPGRAD	0.00	0.00	0.00	0.00	0.00	0.0%
20-22-7-0936	FENCING-CAMBRIA LIFT STATION	0.00	0.00	0.00	0.00	0.00	0.0%
20-22-7-0937	EMERGENCY REPAIRS	0.00	0.00	0.00	0.00	0.00	0.0%
20-22-7-0940	CLARIFIER DOMES PAINTING	0.00	0.00	0.00	0.00	0.00	0.0%
20-22-7-0941	BURTON AVE	0.00	0.00	0.00	0.00	0.00	0.0%
20-22-7-0942	PHOSPHORUS PROJECT	0.00	159,426.31	0.00	2,189,706.94	0.00	0.0%
20-22-7-0945	CARY CREEK STABILIZATION CONST	0.00	0.00	0.00	48,198.40	0.00	0.0%
20-22-7-0946	LEASING PAYMENTS	0.00	0.00	0.00	0.00	0.00	0.0%
20-22-7-0947	LIFT STATION REHABILITATION	0.00	0.00	0.00	0.00	0.00	0.0%
20-22-7-0948	SCADA IMPROVEMENTS	0.00	0.00	0.00	0.00	0.00	0.0%
20-22-7-0949	LIFT STATION DECOMMISSION	0.00	0.00	0.00	0.00	0.00	0.0%
TOTAL EXPENSES: CAPITAL EXPENDITURES		0.00	159,426.31	85,349.90	2,280,357.71	92,000.00	92.7%
<b>GENERAL GOVT EXPENDITURES</b>							
20-22-8-0300	AGENT PAYING FEES	0.00	0.00	0.00	0.00	0.00	0.0%
20-22-8-0550	OPERATING INSURANCE	4,537.07	7,529.24	70,454.06	64,217.73	65,000.00	108.3%
20-22-8-1000	ADMINISTRATIVE SERVICES	0.00	0.00	0.00	0.00	0.00	0.0%
TOTAL EXPENSES: GENERAL GOVT EXPENDITURES		4,537.07	7,529.24	70,454.06	64,217.73	65,000.00	108.3%
<b>DEBT SERVICE</b>							
20-22-9-0100	BOND PRINCIPAL	0.00	0.00	0.00	0.00	0.00	0.0%
20-22-9-0200	BOND INTEREST	0.00	0.00	0.00	0.00	0.00	0.0%
20-22-9-0300	IEPA LOAN PRINCIPAL	263,369.61	241,858.09	520,061.23	441,572.28	513,442.00	101.2%
20-22-9-0400	IEPA LOAN INTEREST	44,454.86	41,449.51	90,695.97	74,517.92	79,348.00	114.3%
TOTAL EXPENSES: DEBT SERVICE		307,824.47	283,307.60	610,757.20	516,090.20	592,790.00	103.0%
TOTAL EXPENSES: P.W.-SANITATION OPERATIONS		384,515.06	556,449.29	1,521,917.96	3,921,640.05	1,675,677.00	90.8%
TOTAL FUND EXPENSES		748,207.64	898,740.55	4,690,980.47	6,539,632.96	5,521,908.00	84.9%
TOTAL FUND REVENUES		634,411.59	(1,144,664.98)	4,122,208.20	4,419,912.48	3,875,500.00	106.3%
TOTAL FUND EXPENSES		748,207.64	898,740.55	4,690,980.47	6,539,632.96	5,521,908.00	84.9%
FUND SURPLUS (DEFICIT)		(113,796.05)	(2,043,405.53)	(568,772.27)	(2,119,720.48)	(1,646,408.00)	34.5%

DATE: 05/18/2020  
 TIME: 09:35:21  
 ID: GL470006.WOW

VILLAGE OF CARY  
 DETAILED REVENUE & EXPENSE REPORT  
 ACTUAL VS. PRIOR VS. BUDGET  
 FOR 12 PERIODS ENDING APRIL 30, 2020

PAGE: 26  
 F-YR: 20

FUND: MOTOR FUEL TAX FUND  
 DEPT:

ACCOUNT NUMBER	DESCRIPTION	APRIL ACTUAL	PRIOR YEAR-MONTH ACTUAL	FISCAL YEAR-TO-DATE ACTUAL	PRIOR YEAR-TO-DATE ACTUAL	FISCAL YEAR BUDGET	PERCENT USED
<b>REVENUES</b>							
30-00-0-1000	MOTOR FUEL TAX ALLOTMENT	58,202.45	34,477.82	665,083.80	483,669.29	465,000.00	143.0%
30-00-0-1001	MFT ILLINOIS JOBS NOW ALLO'CTN	0.00	0.00	0.00	0.00	0.00	0.0%
30-00-0-1200	INTEREST INCOME	2,154.36	3,852.01	41,672.12	36,817.95	23,000.00	181.1%
30-00-0-1210	LOSS PROVISION FOR IMET	0.00	0.00	0.00	0.00	0.00	0.0%
30-00-0-1500	MUNI TELECOMMUNICATIONS TAX	0.00	0.00	0.00	0.00	0.00	0.0%
30-00-0-1900	FOX TRAILS ESTATES BOND	0.00	0.00	0.00	0.00	0.00	0.0%
30-00-0-9999	IDOT - MFT AUDIT REIMBURSEMENT	0.00	0.00	0.00	0.00	0.00	0.0%
<b>TOTAL REVENUES: REVENUES</b>		<b>60,356.81</b>	<b>38,329.83</b>	<b>706,755.92</b>	<b>520,487.24</b>	<b>488,000.00</b>	<b>144.8%</b>
<b>--- UNDEFINED CODE ---</b>							
30-00-8-4100	GRANT- 3 OAKS RD & SILVER LAKE	0.00	0.00	128,000.00	0.00	0.00	100.0%
<b>TOTAL REVENUES: --- UNDEFINED CODE ---</b>		<b>0.00</b>	<b>0.00</b>	<b>128,000.00</b>	<b>0.00</b>	<b>0.00</b>	<b>100.0%</b>
<b>TOTAL REVENUES:</b>		<b>60,356.81</b>	<b>38,329.83</b>	<b>834,755.92</b>	<b>520,487.24</b>	<b>488,000.00</b>	<b>171.0%</b>
<b>TOTAL FUND REVENUES</b>		<b>60,356.81</b>	<b>38,329.83</b>	<b>834,755.92</b>	<b>520,487.24</b>	<b>488,000.00</b>	<b>171.0%</b>



DATE: 05/18/2020  
 TIME: 09:35:21  
 ID: GL470006.WOW

VILLAGE OF CARY  
 DETAILED REVENUE & EXPENSE REPORT  
 ACTUAL VS. PRIOR VS. BUDGET  
 FOR 12 PERIODS ENDING APRIL 30, 2020

PAGE: 28  
 F-YR: 20

FUND: MOTOR FUEL TAX FUND  
 DEPT: PROFESSIONAL SERVICES

ACCOUNT NUMBER	DESCRIPTION	APRIL ACTUAL	PRIOR YEAR-MONTH ACTUAL	FISCAL YEAR-TO-DATE ACTUAL	PRIOR YEAR-TO-DATE ACTUAL	FISCAL YEAR BUDGET	PERCENT USED
<b>PROFESSIONAL SERVICES</b>							
30-12-6-6500	PROFESSIONAL SERVICES	0.00	14,054.56	152,515.81	14,054.56	210,091.00	72.5%
TOTAL EXPENSES: PROFESSIONAL SERVICES		0.00	14,054.56	152,515.81	14,054.56	210,091.00	72.5%
TOTAL EXPENSES: PROFESSIONAL SERVICES		0.00	14,054.56	152,515.81	14,054.56	210,091.00	72.5%



DATE: 05/18/2020  
 TIME: 09:35:21  
 ID: GL470006.WOW

VILLAGE OF CARY  
 DETAILED REVENUE & EXPENSE REPORT  
 ACTUAL VS. PRIOR VS. BUDGET  
 FOR 12 PERIODS ENDING APRIL 30, 2020

PAGE: 30  
 F-YR: 20

FUND: MOTOR FUEL TAX FUND  
 DEPT: CAPITAL EXPENDITURES

ACCOUNT NUMBER	DESCRIPTION	APRIL ACTUAL	PRIOR YEAR-MONTH ACTUAL	FISCAL YEAR-TO-DATE ACTUAL	PRIOR YEAR-TO-DATE ACTUAL	FISCAL YEAR BUDGET	PERCENT USED
<b>CAPITAL OUTLAYS</b>							
30-23-7-2000	ROAD PROGRAM	0.00	0.00	298,196.67	13,408.36	419,000.00	71.1%
30-23-7-2019	SUNSET & CREST	0.00	0.00	0.00	0.00	0.00	0.0%
30-23-7-2020	KRENZ RECONSTRUCT	0.00	0.00	0.00	0.00	0.00	0.0%
30-23-7-2023	HILLTOP SUBDIVISION	0.00	0.00	0.00	0.00	0.00	0.0%
30-23-7-2024	STREET MAINTENANCE	0.00	0.00	0.00	0.00	0.00	0.0%
30-23-7-3001	CRYSTAL LAKE AVE FAU & LAPP	0.00	0.00	0.00	0.00	0.00	0.0%
TOTAL EXPENSES: CAPITAL OUTLAYS		0.00	0.00	298,196.67	13,408.36	419,000.00	71.1%
TOTAL EXPENSES: CAPITAL EXPENDITURES		0.00	0.00	298,196.67	13,408.36	419,000.00	71.1%
TOTAL FUND EXPENSES		0.00	14,054.56	450,712.48	27,462.92	629,091.00	71.6%
TOTAL FUND REVENUES		60,356.81	38,329.83	834,755.92	520,487.24	488,000.00	171.0%
TOTAL FUND EXPENSES		0.00	14,054.56	450,712.48	27,462.92	629,091.00	71.6%
FUND SURPLUS (DEFICIT)		60,356.81	24,275.27	384,043.44	493,024.32	(141,091.00)	-272.1%



VILLAGE OF CARY  
 DETAILED REVENUE & EXPENSE REPORT  
 ACTUAL VS. PRIOR VS. BUDGET  
 FOR 12 PERIODS ENDING APRIL 30, 2020

FUND: PARKING FUND  
 DEPT: PARKING FUND

ACCOUNT NUMBER	DESCRIPTION	APRIL ACTUAL	PRIOR YEAR-MONTH ACTUAL	FISCAL YEAR-TO-DATE ACTUAL	PRIOR YEAR-TO-DATE ACTUAL	FISCAL YEAR BUDGET	PERCENT USED
<b>OPERATING REVENUE</b>							
40-00-0-1100	PARKING LOT REVENUE	528.17	24,391.78	97,416.11	111,036.69	115,000.00	84.7%
40-00-0-1200	PARKING LOT REVENUE PERMITS	631.51	3,501.68	89,061.24	99,724.27	105,000.00	84.8%
TOTAL REVENUES: OPERATING REVENUE		1,159.68	27,893.46	186,477.35	210,760.96	220,000.00	84.7%
<b>INTEREST INCOME</b>							
40-00-6-0000	INTEREST INCOME	750.59	1,694.51	17,249.45	17,852.16	9,000.00	191.6%
TOTAL REVENUES: INTEREST INCOME		750.59	1,694.51	17,249.45	17,852.16	9,000.00	191.6%
<b>OTHER REVENUE</b>							
40-00-8-4130	GRANT REVENUE	0.00	0.00	0.00	0.00	0.00	0.0%
40-00-8-6000	MISCELLANEOUS	0.00	0.00	0.00	2,122.90	0.00	0.0%
TOTAL REVENUES: OTHER REVENUE		0.00	0.00	0.00	2,122.90	0.00	0.0%
<b>TRANSFERS</b>							
40-00-9-1004	TRANSFER OUT - GENERAL FUND	0.00	0.00	0.00	0.00	0.00	0.0%
40-00-9-1006	TRANS IN - LAND CONSERVANCY	0.00	0.00	0.00	0.00	0.00	0.0%
40-00-9-1014	TRANS.OUT - CAPITAL PROJECTS	0.00	0.00	0.00	0.00	0.00	0.0%
TOTAL REVENUES: TRANSFERS		0.00	0.00	0.00	0.00	0.00	0.0%
TOTAL REVENUES: PARKING FUND		1,910.27	29,587.97	203,726.80	230,736.02	229,000.00	88.9%
TOTAL FUND REVENUES		1,910.27	29,587.97	203,726.80	230,736.02	229,000.00	88.9%

VILLAGE OF CARY  
 DETAILED REVENUE & EXPENSE REPORT  
 ACTUAL VS. PRIOR VS. BUDGET  
 FOR 12 PERIODS ENDING APRIL 30, 2020

FUND: PARKING FUND  
 DEPT: PARKING FUND

ACCOUNT NUMBER	DESCRIPTION	APRIL ACTUAL	PRIOR YEAR-MONTH ACTUAL	FISCAL YEAR-TO-DATE ACTUAL	PRIOR YEAR-TO-DATE ACTUAL	FISCAL YEAR BUDGET	PERCENT USED
<b>OPERATING EXPENSES</b>							
40-11-1-1000	EMPLOYEES WAGES	3,702.71	1,250.00	56,191.98	20,100.44	56,896.00	98.7%
40-11-1-2000	PAYMENTS TO CNW PARKING LOTS	0.00	0.00	0.00	384.00	0.00	0.0%
40-11-1-3000	SICKTIME BUYBACK	0.00	0.00	0.00	0.00	0.00	0.0%
TOTAL EXPENSES: OPERATING EXPENSES		3,702.71	1,250.00	56,191.98	20,484.44	56,896.00	98.7%
<b>OPERATING EXPENSES</b>							
40-11-2-0102	EMPLOYEE LIFE INS PREMIUMS	2.02	2.02	24.24	24.24	47.00	51.5%
40-11-2-0104	HEALTH INSURANCE PREMIUMS	169.97	169.97	2,039.64	2,039.64	5,217.00	39.0%
40-11-2-0105	DENTAL INSURANCE PREMIUMS	147.21	147.21	1,781.71	1,766.52	477.00	373.5%
40-11-2-0106	VISION INSURANCE PREMIUMS	0.93	0.93	11.16	11.16	90.00	12.4%
40-11-2-0700	IMRF EXPENSE	416.47	0.00	5,404.95	289.51	4,431.00	121.9%
40-11-2-0800	FICA EXPENSE	283.27	95.63	4,298.69	1,522.83	4,353.00	98.7%
TOTAL EXPENSES: OPERATING EXPENSES		1,019.87	415.76	13,560.39	5,653.90	14,615.00	92.7%
<b>COMMODITIES</b>							
40-11-3-5008	PLOW BLADES	0.00	0.00	0.00	0.00	0.00	0.0%
40-11-3-5009	METRA LOT FENCING	0.00	0.00	0.00	0.00	0.00	0.0%
40-11-3-5010	AUTOMATED FEE COLLECTION MACHN	0.00	0.00	0.00	0.00	0.00	0.0%
40-11-3-5100	REPAIRS AND MAINTENANCE	0.00	0.00	0.00	0.00	0.00	0.0%
40-11-3-5500	TPS - SOFTWARE/HOSTING	5,760.00	5,760.00	5,760.00	5,760.00	6,000.00	96.0%
40-11-3-5600	3G WIRELESS UPGRADES	0.00	0.00	0.00	0.00	0.00	0.0%
40-11-3-6500	OTHER COMMODITIES	0.00	0.00	1,667.40	1,627.12	2,000.00	83.3%
TOTAL EXPENSES: COMMODITIES		5,760.00	5,760.00	7,427.40	7,387.12	8,000.00	92.8%
<b>SERVICES</b>							
40-11-4-0110	NI GAS SERVICE	321.26	0.00	904.97	0.00	0.00	-100.0%
40-11-4-0120	ELECTRIC BILLS	555.90	0.00	2,016.27	0.00	0.00	-100.0%
40-11-4-0130	TELEPHONE BILLS	0.00	0.00	0.00	0.00	0.00	0.0%
40-11-4-0200	POSTAGE	0.00	0.00	0.00	0.00	1,000.00	0.0%
40-11-4-0300	PRINTING	0.00	0.00	0.00	0.00	0.00	0.0%
40-11-4-0400	END USER CC FEES - PARK MOBILE	938.54	1,210.76	4,602.50	4,552.33	3,700.00	124.3%
40-11-4-0600	CREDIT CARD FEES	520.67	3,674.27	10,393.33	12,366.70	13,000.00	79.9%
40-11-4-0700	BANK CHARGES	0.00	0.35	18.30	30.69	0.00	-100.0%
TOTAL EXPENSES: SERVICES		2,336.37	4,885.38	17,935.37	16,949.72	17,700.00	101.3%

VILLAGE OF CARY  
 DETAILED REVENUE & EXPENSE REPORT  
 ACTUAL VS. PRIOR VS. BUDGET  
 FOR 12 PERIODS ENDING APRIL 30, 2020

FUND: PARKING FUND  
 DEPT: PARKING FUND

ACCOUNT NUMBER	DESCRIPTION	APRIL ACTUAL	PRIOR YEAR-MONTH ACTUAL	FISCAL YEAR-TO-DATE ACTUAL	PRIOR YEAR-TO-DATE ACTUAL	FISCAL YEAR BUDGET	PERCENT USED
<b>REPAIRS &amp; MAINTENANCE</b>							
40-11-5-0101	INFORMATION TECHNOLOGY	171.29	0.00	2,004.08	0.00	0.00	-100.0%
40-11-5-0850	GRASS MOWING SERVICES	0.00	0.00	4,860.00	4,140.00	6,000.00	81.0%
40-11-5-0853	OTHER CONTRACTUAL SERVICES	0.00	2,750.00	16,867.50	31,295.00	60,000.00	28.1%
40-11-5-0860	PARKING LOTS SIGNAGE	0.00	0.00	0.00	112.80	1,000.00	0.0%
40-11-5-0901	METRA STREET LIGHT ELECTRICITY	0.00	0.00	40.29	0.00	0.00	-100.0%
40-11-5-1000	PARKING LOT LANDSCAPING	0.00	0.00	0.00	0.00	0.00	0.0%
40-11-5-3000	TPS - SERVICE CONTRACT	8,280.00	8,280.00	8,280.00	8,280.00	8,400.00	98.5%
40-11-5-4000	R&M - PARKING LOTS	0.00	0.00	0.00	0.00	30,000.00	0.0%
40-11-5-5000	R&M - STREET LIGHTS	0.00	0.00	117.79	5,820.32	2,500.00	4.7%
TOTAL EXPENSES: REPAIRS & MAINTENANCE		8,451.29	11,030.00	32,169.66	49,648.12	107,900.00	29.8%
<b>PROFESSIONAL SERVICES</b>							
40-11-6-0100	LEGAL	0.00	0.00	0.00	0.00	2,500.00	0.0%
40-11-6-0600	DATA PROCESSING FEES	0.00	0.00	0.00	0.00	0.00	0.0%
40-11-6-6500	OTHER PROFESSIONAL SERVICES	6,339.14	23,657.94	69,068.04	95,704.13	88,820.00	77.7%
TOTAL EXPENSES: PROFESSIONAL SERVICES		6,339.14	23,657.94	69,068.04	95,704.13	91,320.00	75.6%
<b>CAPITAL EXPENSES</b>							
40-11-7-1000	PARKING TERMINALS	0.00	0.00	0.00	0.00	0.00	0.0%
40-11-7-1220	DOWNTOWN STREET FURNISHINGS	0.00	0.00	0.00	0.00	0.00	0.0%
40-11-7-1221	DOWNTOWN INFRASTRUCTURE IMPROV	0.00	0.00	0.00	0.00	0.00	0.0%
40-11-7-1224	DEPOT DEMO & SITE RESTORATION	0.00	0.00	0.00	0.00	0.00	0.0%
40-11-7-5011	METRA LOT CONSTRUCTION	0.00	0.00	0.00	0.00	0.00	0.0%
40-11-7-5012	PARKING/PEDESTRIAN IMPROVEMENT	0.00	43,300.38	25,081.39	456,483.96	720,000.00	3.4%
40-11-7-5013	PARKING LOT RESURFACING	0.00	0.00	0.00	0.00	0.00	0.0%
TOTAL EXPENSES: CAPITAL EXPENSES		0.00	43,300.38	25,081.39	456,483.96	720,000.00	3.4%
TOTAL EXPENSES: PARKING FUND		27,609.38	90,299.46	221,434.23	652,311.39	1,016,431.00	21.7%
TOTAL FUND EXPENSES		27,609.38	90,299.46	221,434.23	652,311.39	1,016,431.00	21.7%
TOTAL FUND REVENUES		1,910.27	29,587.97	203,726.80	230,736.02	229,000.00	88.9%
TOTAL FUND EXPENSES		27,609.38	90,299.46	221,434.23	652,311.39	1,016,431.00	21.7%
FUND SURPLUS (DEFICIT)		(25,699.11)	(60,711.49)	(17,707.43)	(421,575.37)	(787,431.00)	2.2%













VILLAGE OF CARY  
 DETAILED REVENUE & EXPENSE REPORT  
 ACTUAL VS. PRIOR VS. BUDGET  
 FOR 12 PERIODS ENDING APRIL 30, 2020

FUND: CAPITAL PROJECTS FUND  
 DEPT: REVENUES

ACCOUNT NUMBER	DESCRIPTION	APRIL ACTUAL	PRIOR YEAR-MONTH ACTUAL	FISCAL YEAR-TO-DATE ACTUAL	PRIOR YEAR-TO-DATE ACTUAL	FISCAL YEAR BUDGET	PERCENT USED
<b>REVENUES</b>							
70-00-0-1000	ANNEXATION FEES/IMPACT FEES	0.00	0.00	0.00	0.00	0.00	0.0%
70-00-0-1200	INTEREST INCOME	626.85	12,089.19	26,952.07	27,004.96	10,000.00	269.5%
TOTAL REVENUES: REVENUES		626.85	12,089.19	26,952.07	27,004.96	10,000.00	269.5%
<b>GRANT REVENUE</b>							
70-00-5-1007	LAW ENF OFFICER GRANT-(402808)	0.00	0.00	0.00	0.00	0.00	0.0%
TOTAL REVENUES: GRANT REVENUE		0.00	0.00	0.00	0.00	0.00	0.0%
<b>INTEREST INCOME</b>							
70-00-6-0000	INTEREST INCOME	1,580.31	80.65	4,522.87	2,864.16	0.00	100.0%
70-00-6-1000	WYNSTONE-BIKE PATH DONATION	0.00	0.00	0.00	0.00	0.00	0.0%
70-00-6-1210	LOSS PROVISION FOR IMET	0.00	0.00	0.00	0.00	0.00	0.0%
70-00-6-1500	WYNSTONE-SIDEWALK GAP DONATION	0.00	0.00	0.00	0.00	0.00	0.0%
70-00-6-2000	SPECIAL CENSUS INCOME	0.00	0.00	0.00	0.00	0.00	0.0%
TOTAL REVENUES: INTEREST INCOME		1,580.31	80.65	4,522.87	2,864.16	0.00	100.0%
<b>OTHER REVENUE</b>							
70-00-8-4000	INSURANCE RECOVERIES	0.00	0.00	0.00	0.00	0.00	0.0%
70-00-8-4001	CY PRES FUND-GRANT	0.00	0.00	0.00	0.00	0.00	0.0%
70-00-8-4005	MEYER MT'L INFRASTR DONATION	0.00	0.00	0.00	0.00	0.00	0.0%
70-00-8-4010	SALE OF CIMARRON LOTS	0.00	0.00	0.00	0.00	0.00	0.0%
70-00-8-4025	GRANT-KRAUSE CENTER ROOF	0.00	0.00	0.00	0.00	0.00	0.0%
70-00-8-4026	GRANT - EAB REPLACEMENTS	0.00	0.00	0.00	0.00	0.00	0.0%
70-00-8-4027	GRANT - POWERING SAFE COMM	0.00	0.00	0.00	10,000.00	0.00	0.0%
70-00-8-4028	GRANT - COMED	0.00	0.00	19,801.88	0.00	0.00	100.0%
70-00-8-4130	GRANT-SUNSET & CREST	0.00	0.00	0.00	15,648.00	0.00	0.0%
TOTAL REVENUES: OTHER REVENUE		0.00	0.00	19,801.88	25,648.00	0.00	100.0%
<b>TRANSFERS</b>							
70-00-9-1001	TRANSFER IN - GENERAL FUND	0.00	0.00	0.00	0.00	0.00	0.0%
70-00-9-1005	TRANS IN (OUT) - ROAD FUND	0.00	0.00	0.00	0.00	0.00	0.0%
70-00-9-1006	TRANSFER IN - LAND CONSERVANCY	0.00	0.00	0.00	0.00	204,000.00	0.0%
70-00-9-1014	TRANS - PARKING FUND	0.00	0.00	0.00	0.00	0.00	0.0%
70-00-9-1071	TRANS IN (OUT)-BUILDING FUND	0.00	0.00	0.00	0.00	0.00	0.0%
TOTAL REVENUES: TRANSFERS		0.00	0.00	0.00	0.00	204,000.00	0.0%
TOTAL REVENUES: REVENUES		2,207.16	12,169.84	51,276.82	55,517.12	214,000.00	23.9%
TOTAL FUND REVENUES		2,207.16	12,169.84	51,276.82	55,517.12	214,000.00	23.9%







DATE: 05/18/2020  
 TIME: 09:35:21  
 ID: GL470006.WOW

VILLAGE OF CARY  
 DETAILED REVENUE & EXPENSE REPORT  
 ACTUAL VS. PRIOR VS. BUDGET  
 FOR 12 PERIODS ENDING APRIL 30, 2020

PAGE: 43  
 F-YR: 20

FUND: CAPITAL PROJECTS FUND  
 DEPT: EXPENSES

ACCOUNT NUMBER	DESCRIPTION	APRIL ACTUAL	PRIOR YEAR-MONTH ACTUAL	FISCAL YEAR-TO-DATE ACTUAL	PRIOR YEAR-TO-DATE ACTUAL	FISCAL YEAR BUDGET	PERCENT USED
<b>CAPITAL EXPENDITURES</b>							
70-11-7-1220	DOWNTOWN STREET FURNISHINGS	0.00	0.00	0.00	0.00	0.00	0.0%
70-11-7-1221	DOWNTOWN INFRASTRUCTURE IMPROV	0.00	0.00	0.00	0.00	0.00	0.0%
70-11-7-1222	VILLAGE WEBSITE	0.00	0.00	0.00	0.00	0.00	0.0%
70-11-7-1223	STARCOM MOBILE RADIOS	0.00	0.00	0.00	0.00	0.00	0.0%
TOTAL EXPENSES: CAPITAL EXPENDITURES		97,320.45	5,513.38	280,037.94	131,885.98	378,000.00	74.0%
<b>--- UNDEFINED CODE ---</b>							
70-11-8-4000	ECONOMIC INCENTIVES	0.00	0.00	20.00	0.00	0.00	-100.0%
TOTAL EXPENSES: --- UNDEFINED CODE ---		0.00	0.00	20.00	0.00	0.00	-100.0%
<b>DEBT SERVICES</b>							
70-11-9-0500	SEECOM-DEBT SERVICE SHARE	0.00	0.00	0.00	40,000.00	0.00	0.0%
TOTAL EXPENSES: DEBT SERVICES		0.00	0.00	0.00	40,000.00	0.00	0.0%
TOTAL EXPENSES: EXPENSES		147,326.66	36,269.14	691,495.01	550,085.16	1,132,000.00	61.0%

VILLAGE OF CARY  
 DETAILED REVENUE & EXPENSE REPORT  
 ACTUAL VS. PRIOR VS. BUDGET  
 FOR 12 PERIODS ENDING APRIL 30, 2020

FUND: CAPITAL PROJECTS FUND  
 DEPT: EQUIPMENT

ACCOUNT NUMBER	DESCRIPTION	APRIL ACTUAL	PRIOR YEAR-MONTH ACTUAL	FISCAL YEAR-TO-DATE ACTUAL	PRIOR YEAR-TO-DATE ACTUAL	FISCAL YEAR BUDGET	PERCENT USED
<b>COMMODITIES</b>							
70-45-3-0003	PHOTOCOPIER	0.00	0.00	0.00	0.00	0.00	0.0%
70-45-3-0007	SQUAD CARS-REPLACEMENT	0.00	0.00	0.00	0.00	0.00	0.0%
70-45-3-0009	VEHICLE-VAO	0.00	0.00	0.00	0.00	0.00	0.0%
70-45-3-0015	VEHICLE - BPZ	0.00	0.00	0.00	0.00	0.00	0.0%
70-45-3-0016	COMPUTERS FOR VEHICLES-BPZ	0.00	0.00	0.00	0.00	0.00	0.0%
70-45-3-0017	PD - MOBILE DATA COMPUTERS	0.00	0.00	0.00	0.00	0.00	0.0%
70-45-3-0022	TRAFFIC COUNTING EQUIPMENT-PD	0.00	0.00	0.00	0.00	0.00	0.0%
70-45-3-0024	RADAR UNIT REPLACEMENT	0.00	0.00	0.00	0.00	0.00	0.0%
70-45-3-0025	PD EVIDENCE DRYING STORAGE	0.00	0.00	0.00	0.00	0.00	0.0%
70-45-3-0030	REMOTE RADIOS	0.00	0.00	0.00	0.00	0.00	0.0%
70-45-3-0031	SECURITY ACCESS IMPROVEMENTS	0.00	0.00	0.00	0.00	0.00	0.0%
70-45-3-0101	INTOXICATOR REPLACEMENT	0.00	0.00	0.00	0.00	0.00	0.0%
70-45-3-0102	ILLUMINATED STREET NAME SIGNS	0.00	0.00	0.00	0.00	0.00	0.0%
70-45-3-0103	LIVESCAN	0.00	0.00	0.00	0.00	0.00	0.0%
70-45-3-0400	REPLACEMENT BANNERS	0.00	0.00	0.00	0.00	0.00	0.0%
70-45-3-0502	POLICE DEPT - REMODEL & CARPET	0.00	0.00	0.00	0.00	0.00	0.0%
70-45-3-1000	BOARD ROOM TECHNOLOGY	0.00	0.00	0.00	0.00	0.00	0.0%
70-45-3-5009	CALCIUM CHLORIDE DISPENSER	0.00	0.00	0.00	0.00	0.00	0.0%
70-45-3-6000	ARROW BOARD & TRAILER	0.00	0.00	0.00	0.00	0.00	0.0%
70-45-3-6100	TRUCK WEIGHT SCALES	0.00	0.00	0.00	0.00	0.00	0.0%
70-45-3-6200	ASPHALT GRINDER - PW	0.00	0.00	0.00	0.00	0.00	0.0%
70-45-3-6300	HVAC-PW	0.00	0.00	0.00	0.00	0.00	0.0%
70-45-3-6900	IT AUDIT/DATA SWITCH UPDATE	0.00	0.00	0.00	0.00	0.00	0.0%
70-45-3-7000	IT/COMPUTER EQUIPMENT	6,293.93	10,568.94	44,621.86	40,910.60	50,000.00	89.2%
70-45-3-7001	PAPERLESS PACKET PRODUCTS	0.00	0.00	0.00	0.00	0.00	0.0%
70-45-3-7002	SERVER ROOM CLIMATE CONTROL	0.00	0.00	0.00	0.00	0.00	0.0%
70-45-3-7003	OFFSITE STORAGE	0.00	0.00	0.00	0.00	0.00	0.0%
70-45-3-7004	ERP SOFTWARE	0.00	0.00	0.00	0.00	0.00	0.0%
<b>TOTAL EXPENSES: COMMODITIES</b>		<b>6,293.93</b>	<b>10,568.94</b>	<b>44,621.86</b>	<b>40,910.60</b>	<b>50,000.00</b>	<b>89.2%</b>
<b>CAPITAL EXPENDITURES</b>							
70-45-7-1006	LIVE SCAN-ID EQUIPMENT	0.00	0.00	0.00	0.00	0.00	0.0%
70-45-7-2000	RED LIGHT	0.00	0.00	0.00	0.00	0.00	0.0%
70-45-7-3000	VEHICLES-PW	0.00	0.00	0.00	0.00	0.00	0.0%
70-45-7-4000	SNOWPLOW BLADES	0.00	0.00	0.00	0.00	0.00	0.0%
70-45-7-4001	CY PRES FUND - GRANT (SEECOM)	0.00	0.00	0.00	0.00	0.00	0.0%
70-45-7-5010	BOOM TRUCK	0.00	0.00	0.00	0.00	0.00	0.0%
70-45-7-5011	DUMP/PLOW TRUCK	0.00	0.00	0.00	0.00	0.00	0.0%
<b>TOTAL EXPENSES: CAPITAL EXPENDITURES</b>		<b>0.00</b>	<b>0.00</b>	<b>0.00</b>	<b>0.00</b>	<b>0.00</b>	<b>0.0%</b>
<b>TOTAL EXPENSES: EQUIPMENT</b>		<b>6,293.93</b>	<b>10,568.94</b>	<b>44,621.86</b>	<b>40,910.60</b>	<b>50,000.00</b>	<b>89.2%</b>
<b>TOTAL FUND EXPENSES</b>		<b>153,620.59</b>	<b>46,838.08</b>	<b>736,116.87</b>	<b>590,995.76</b>	<b>1,182,000.00</b>	<b>62.2%</b>
<b>TOTAL FUND REVENUES</b>		<b>2,207.16</b>	<b>12,169.84</b>	<b>51,276.82</b>	<b>55,517.12</b>	<b>214,000.00</b>	<b>23.9%</b>
<b>TOTAL FUND EXPENSES</b>		<b>153,620.59</b>	<b>46,838.08</b>	<b>736,116.87</b>	<b>590,995.76</b>	<b>1,182,000.00</b>	<b>62.2%</b>
<b>FUND SURPLUS (DEFICIT)</b>		<b>(151,413.43)</b>	<b>(34,668.24)</b>	<b>(684,840.05)</b>	<b>(535,478.64)</b>	<b>(968,000.00)</b>	<b>70.7%</b>

DATE: 05/18/2020  
 TIME: 09:35:21  
 ID: GL470006.WOW

VILLAGE OF CARY  
 DETAILED REVENUE & EXPENSE REPORT  
 ACTUAL VS. PRIOR VS. BUDGET  
 FOR 12 PERIODS ENDING APRIL 30, 2020

PAGE: 45  
 F-YR: 20

FUND: BUILDING FUND  
 DEPT: REVENUES

ACCOUNT NUMBER	DESCRIPTION	APRIL ACTUAL	PRIOR YEAR-MONTH ACTUAL	FISCAL YEAR-TO-DATE ACTUAL	PRIOR YEAR-TO-DATE ACTUAL	FISCAL YEAR BUDGET	PERCENT USED
<b>REVENUES</b>							
71-00-0-1000	PEDCOR CONTRIBUTIONS	0.00	0.00	0.00	0.00	0.00	0.0%
71-00-0-1007	CARY SENIOR LIVING CONTRIBUTIO	0.00	0.00	0.00	100,000.00	0.00	0.0%
TOTAL REVENUES: REVENUES		0.00	0.00	0.00	100,000.00	0.00	0.0%
<b>--- UNDEFINED CODE ---</b>							
71-00-6-0000	INTEREST INCOME	746.78	0.00	13,986.10	0.00	0.00	100.0%
TOTAL REVENUES: --- UNDEFINED CODE ---		746.78	0.00	13,986.10	0.00	0.00	100.0%
<b>TRANSFERS</b>							
71-00-9-1071	TRANS IN (OUT) - CAP PROJECTS	0.00	0.00	0.00	0.00	0.00	0.0%
TOTAL REVENUES: TRANSFERS		0.00	0.00	0.00	0.00	0.00	0.0%
TOTAL REVENUES: REVENUES		746.78	0.00	13,986.10	100,000.00	0.00	100.0%
TOTAL FUND REVENUES		746.78	0.00	13,986.10	100,000.00	0.00	100.0%

DATE: 05/18/2020  
 TIME: 09:35:21  
 ID: GL470006.WOW

VILLAGE OF CARY  
 DETAILED REVENUE & EXPENSE REPORT  
 ACTUAL VS. PRIOR VS. BUDGET  
 FOR 12 PERIODS ENDING APRIL 30, 2020

PAGE: 46  
 F-YR: 20

FUND: BUILDING FUND  
 DEPT: EXPENSES

ACCOUNT NUMBER	DESCRIPTION	APRIL ACTUAL	PRIOR YEAR-MONTH ACTUAL	FISCAL YEAR-TO-DATE ACTUAL	PRIOR YEAR-TO-DATE ACTUAL	FISCAL YEAR BUDGET	PERCENT USED
<b>PROFESSIONAL SERVICES</b>							
71-11-6-0100	ARCHITECTURAL SERVICES	0.00	0.00	0.00	0.00	0.00	0.0%
71-11-6-6500	PROFESSIONAL SERVICES	190,132.44	0.00	232,875.88	0.00	1,100,000.00	21.1%
TOTAL EXPENSES: PROFESSIONAL SERVICES		190,132.44	0.00	232,875.88	0.00	1,100,000.00	21.1%
TOTAL EXPENSES: EXPENSES		190,132.44	0.00	232,875.88	0.00	1,100,000.00	21.1%
TOTAL FUND EXPENSES		190,132.44	0.00	232,875.88	0.00	1,100,000.00	21.1%
TOTAL FUND REVENUES		746.78	0.00	13,986.10	100,000.00	0.00	100.0%
TOTAL FUND EXPENSES		190,132.44	0.00	232,875.88	0.00	1,100,000.00	21.1%
FUND SURPLUS (DEFICIT)		(189,385.66)	0.00	(218,889.78)	100,000.00	(1,100,000.00)	19.8%



DATE: 05/18/2020  
 TIME: 09:35:21  
 ID: GL470006.WOW

VILLAGE OF CARY  
 DETAILED REVENUE & EXPENSE REPORT  
 ACTUAL VS. PRIOR VS. BUDGET  
 FOR 12 PERIODS ENDING APRIL 30, 2020

PAGE: 47  
 F-YR: 20

FUND: BOND FUND  
 DEPT: REVENUES

ACCOUNT NUMBER	DESCRIPTION	APRIL ACTUAL	PRIOR YEAR-MONTH ACTUAL	FISCAL YEAR-TO-DATE ACTUAL	PRIOR YEAR-TO-DATE ACTUAL	FISCAL YEAR BUDGET	PERCENT USED
<b>REVENUES</b>							
72-00-0-1000	ELECTRIC UTILITY TAX	43,176.28	48,134.96	591,408.29	622,773.69	585,000.00	101.0%
72-00-0-2000	BOND PROCEEDS	0.00	0.00	0.00	0.00	0.00	0.0%
TOTAL REVENUES: REVENUES		43,176.28	48,134.96	591,408.29	622,773.69	585,000.00	101.0%
<b>INTEREST INCOME</b>							
72-00-6-0000	INTEREST INCOME	23.34	1,847.62	11,966.91	20,638.75	15,000.00	79.7%
72-00-6-0010	LOSS PROVISION FOR IMET	0.00	0.00	0.00	0.00	0.00	0.0%
TOTAL REVENUES: INTEREST INCOME		23.34	1,847.62	11,966.91	20,638.75	15,000.00	79.7%
TOTAL REVENUES: REVENUES		43,199.62	49,982.58	603,375.20	643,412.44	600,000.00	100.5%
TOTAL FUND REVENUES		43,199.62	49,982.58	603,375.20	643,412.44	600,000.00	100.5%

VILLAGE OF CARY  
 DETAILED REVENUE & EXPENSE REPORT  
 ACTUAL VS. PRIOR VS. BUDGET  
 FOR 12 PERIODS ENDING APRIL 30, 2020

FUND: BOND FUND  
 DEPT: EXPENSES

ACCOUNT NUMBER	DESCRIPTION	APRIL ACTUAL	PRIOR YEAR-MONTH ACTUAL	FISCAL YEAR-TO-DATE ACTUAL	PRIOR YEAR-TO-DATE ACTUAL	FISCAL YEAR BUDGET	PERCENT USED
<b>PROFESSIONAL SERVICES</b>							
72-11-6-6400	POLICE/VILLAGE HALL	0.00	0.00	0.00	0.00	0.00	0.0%
TOTAL EXPENSES: PROFESSIONAL SERVICES		0.00	0.00	0.00	0.00	0.00	0.0%
<b>DEBT SERVICE</b>							
72-11-9-0100	BOND SERIES 2009 PRINCIPAL	0.00	0.00	2,005,000.00	335,000.00	350,000.00	572.8%
72-11-9-0200	BOND SERIES 2009 INTEREST	0.00	65,453.75	0.00	130,907.50	116,000.00	0.0%
72-11-9-0300	BAB REFUND OF INTEREST 45%	0.00	0.00	(24,481.80)	(55,138.22)	52,200.00	-46.9%
72-11-9-2002	REGISTRAR & PAYING AGENT FEES	0.00	0.00	39.58	475.00	475.00	8.3%
TOTAL EXPENSES: DEBT SERVICE		0.00	65,453.75	1,980,557.78	411,244.28	518,675.00	381.8%
TOTAL EXPENSES: EXPENSES		0.00	65,453.75	1,980,557.78	411,244.28	518,675.00	381.8%
TOTAL FUND EXPENSES		0.00	65,453.75	1,980,557.78	411,244.28	518,675.00	381.8%
TOTAL FUND REVENUES		43,199.62	49,982.58	603,375.20	643,412.44	600,000.00	100.5%
TOTAL FUND EXPENSES		0.00	65,453.75	1,980,557.78	411,244.28	518,675.00	381.8%
FUND SURPLUS (DEFICIT)		43,199.62	(15,471.17)	(1,377,182.58)	232,168.16	81,325.00	-1693.4%





VILLAGE OF CARY  
 DETAILED REVENUE & EXPENSE REPORT  
 ACTUAL VS. PRIOR VS. BUDGET  
 FOR 12 PERIODS ENDING APRIL 30, 2020

FUND: VEHICLE & EQUIPMENT FUND  
 DEPT:

ACCOUNT NUMBER	DESCRIPTION	APRIL ACTUAL	PRIOR YEAR-MONTH ACTUAL	FISCAL YEAR-TO-DATE ACTUAL	PRIOR YEAR-TO-DATE ACTUAL	FISCAL YEAR BUDGET	PERCENT USED
<b>REVENUE</b>							
75-00-0-1000	MEYER MATERIALS IMPACT FEES	0.00	0.00	0.00	0.00	0.00	0.0%
TOTAL REVENUES: REVENUE		0.00	0.00	0.00	0.00	0.00	0.0%
<b>INTEREST INCOME</b>							
75-00-6-0000	INTEREST INCOME	568.60	137.21	18,171.64	6,744.92	10,000.00	181.7%
TOTAL REVENUES: INTEREST INCOME		568.60	137.21	18,171.64	6,744.92	10,000.00	181.7%
<b>OTHER INCOME</b>							
75-00-8-4000	MOTORCYCLE DONATION	0.00	0.00	0.00	0.00	0.00	0.0%
75-00-8-4100	INSURANCE RECOVERIES	0.00	0.00	0.00	0.00	0.00	0.0%
75-00-8-4500	POLICE VEHICLE FUND - MCC	20.00	158.00	875.00	2,596.00	4,500.00	19.4%
75-00-8-4900	AUCTION SALE OF VEHICLES/EQUIP	0.00	20,659.10	14,324.40	20,659.10	25,000.00	57.2%
75-00-8-6000	MISCELLANEOUS INCOME	0.00	0.00	0.00	0.00	0.00	0.0%
TOTAL REVENUES: OTHER INCOME		20.00	20,817.10	15,199.40	23,255.10	29,500.00	51.5%
<b>TRANSFERS</b>							
75-00-9-1001	TRANSFER IN - GENERAL FUND	0.00	0.00	0.00	0.00	0.00	0.0%
TOTAL REVENUES: TRANSFERS		0.00	0.00	0.00	0.00	0.00	0.0%
TOTAL REVENUES:		588.60	20,954.31	33,371.04	30,000.02	39,500.00	84.4%
TOTAL FUND REVENUES		588.60	20,954.31	33,371.04	30,000.02	39,500.00	84.4%

VILLAGE OF CARY  
 DETAILED REVENUE & EXPENSE REPORT  
 ACTUAL VS. PRIOR VS. BUDGET  
 FOR 12 PERIODS ENDING APRIL 30, 2020

FUND: VEHICLE & EQUIPMENT FUND  
 DEPT: CAPITAL EXPENDITURES

ACCOUNT NUMBER	DESCRIPTION	APRIL ACTUAL	PRIOR YEAR-MONTH ACTUAL	FISCAL YEAR-TO-DATE ACTUAL	PRIOR YEAR-TO-DATE ACTUAL	FISCAL YEAR BUDGET	PERCENT USED
<b>EQUIPMENT</b>							
75-45-3-0031	GPS SYSTEM - SQUAD VEHICLES	0.00	0.00	0.00	0.00	0.00	0.0%
75-45-3-0032	PD - SQUAD CAR CAMERAS	0.00	0.00	0.00	0.00	0.00	0.0%
75-45-3-0114	PD - LASER SPEED DEVICES	0.00	0.00	0.00	0.00	0.00	0.0%
75-45-3-1000	DE-ICING EQUIPMENT	0.00	0.00	0.00	0.00	0.00	0.0%
75-45-3-1001	PW - VARIOUS EQUIPMENT	0.00	0.00	14,038.81	46,507.30	24,100.00	58.2%
75-45-3-1002	VOLUMETRIC LOAD SCANNER	0.00	0.00	0.00	0.00	0.00	0.0%
75-45-3-1003	TORNADO SIREN REPLACEMENTS	0.00	0.00	0.00	19,510.80	0.00	0.0%
75-45-3-1100	PW - GPS SYSTEM	0.00	0.00	0.00	0.00	0.00	0.0%
75-45-3-1105	PW-SCALE ATTACHMENT & SOFTWARE	0.00	0.00	0.00	0.00	0.00	0.0%
75-45-3-3012	VH/PD - PHOTOCOPIERS	0.00	0.00	0.00	0.00	0.00	0.0%
75-45-3-5000	PD - NEW VEHICLE EQUIPMENT	0.00	0.00	0.00	0.00	0.00	0.0%
75-45-3-6150	STROBE LIGHTS - DUMP TRUCKS	0.00	0.00	0.00	0.00	0.00	0.0%
75-45-3-6500	ALUMINUM WELDER	0.00	0.00	0.00	0.00	0.00	0.0%
<b>TOTAL EXPENSES: EQUIPMENT</b>		<b>0.00</b>	<b>0.00</b>	<b>14,038.81</b>	<b>66,018.10</b>	<b>24,100.00</b>	<b>58.2%</b>
<b>VEHICLES</b>							
75-45-7-2009	POLICE DEPARTMENT VEHICLES	80.00	0.00	38,915.06	70,296.00	125,000.00	31.1%
75-45-7-5009	PW- MOBARK CHIPPER	0.00	0.00	0.00	0.00	0.00	0.0%
75-45-7-5010	PW- ONE TON DUMP TRUCK-F350	0.00	0.00	0.00	0.00	0.00	0.0%
75-45-7-5011	PW - Loader	0.00	0.00	0.00	0.00	0.00	0.0%
75-45-7-5012	PW - SNOW PUSHER	0.00	0.00	0.00	0.00	0.00	0.0%
75-45-7-5013	PW - STUMP GRINDER	0.00	0.00	0.00	0.00	0.00	0.0%
75-45-7-5014	ADMIN & DEVELOPMENT VEHICLES	0.00	0.00	0.00	0.00	0.00	0.0%
75-45-7-5015	PW - ONE-TON TRUCK	0.00	0.00	0.00	42,444.38	50,000.00	0.0%
75-45-7-5016	PW - 3/4 TON TRUCK	0.00	0.00	0.00	0.00	0.00	0.0%
75-45-7-5017	PW - LARGE DUMP TRUCK W/ PLOW	0.00	0.00	0.00	0.00	0.00	0.0%
75-45-7-5018	PW - SIDEWALK SNOW PLOW	0.00	0.00	0.00	0.00	0.00	0.0%
75-45-7-5019	PW - 10 TON PLOW TRUCK REPLACE	0.00	0.00	0.00	180,210.60	0.00	0.0%
75-45-7-5020	SKID STEER REPLACEMENT	0.00	0.00	0.00	0.00	0.00	0.0%
75-45-7-5021	SIGN TRUCK FLAT BED REPLACE	0.00	0.00	0.00	0.00	0.00	0.0%
75-45-7-5022	DUMP BODY REPLACEMENT	0.00	0.00	0.00	2,087.83	0.00	0.0%
75-45-7-6900	PD MOTORCYCLE	0.00	0.00	0.00	0.00	0.00	0.0%
75-45-7-6901	TRAILER REPLACEMENT	0.00	0.00	0.00	5,072.34	0.00	0.0%
<b>TOTAL EXPENSES: VEHICLES</b>		<b>80.00</b>	<b>0.00</b>	<b>38,915.06</b>	<b>300,111.15</b>	<b>175,000.00</b>	<b>22.2%</b>
<b>TOTAL EXPENSES: CAPITAL EXPENDITURES</b>		<b>80.00</b>	<b>0.00</b>	<b>52,953.87</b>	<b>366,129.25</b>	<b>199,100.00</b>	<b>26.5%</b>
<b>TOTAL FUND EXPENSES</b>		<b>80.00</b>	<b>0.00</b>	<b>52,953.87</b>	<b>366,129.25</b>	<b>199,100.00</b>	<b>26.5%</b>
<b>TOTAL FUND REVENUES</b>		<b>588.60</b>	<b>20,954.31</b>	<b>33,371.04</b>	<b>30,000.02</b>	<b>39,500.00</b>	<b>84.4%</b>
<b>TOTAL FUND EXPENSES</b>		<b>80.00</b>	<b>0.00</b>	<b>52,953.87</b>	<b>366,129.25</b>	<b>199,100.00</b>	<b>26.5%</b>
<b>FUND SURPLUS (DEFICIT)</b>		<b>508.60</b>	<b>20,954.31</b>	<b>(19,582.83)</b>	<b>(336,129.23)</b>	<b>(159,600.00)</b>	<b>12.2%</b>

DATE: 05/18/2020  
 TIME: 09:35:21  
 ID: GL470006.WOW

VILLAGE OF CARY  
 DETAILED REVENUE & EXPENSE REPORT  
 ACTUAL VS. PRIOR VS. BUDGET  
 FOR 12 PERIODS ENDING APRIL 30, 2020

PAGE: 53  
 F-YR: 20

FUND: LAND CONSERVANCY FUND  
 DEPT:

ACCOUNT NUMBER	DESCRIPTION	APRIL ACTUAL	PRIOR YEAR-MONTH ACTUAL	FISCAL YEAR-TO-DATE ACTUAL	PRIOR YEAR-TO-DATE ACTUAL	FISCAL YEAR BUDGET	PERCENT USED
<b>REVENUE</b>							
76-00-0-1000	MEYER MTL LAND CONSERVANCY FD	0.00	0.00	322.00	0.00	0.00	100.0%
TOTAL REVENUES: REVENUE		0.00	0.00	322.00	0.00	0.00	100.0%
<b>INTEREST INCOME</b>							
76-00-6-0000	INTEREST INCOME	778.71	411.75	34,986.52	17,244.01	21,000.00	166.6%
TOTAL REVENUES: INTEREST INCOME		778.71	411.75	34,986.52	17,244.01	21,000.00	166.6%
<b>--- UNDEFINED CODE ---</b>							
76-00-9-1006	TRANSFER OUT - GENERAL FUND	0.00	0.00	32,383.00	0.00	32,383.00	100.0%
76-00-9-1007	TRANSFER OUT - CAPITAL PROJECT	0.00	0.00	0.00	0.00	204,000.00	0.0%
TOTAL EXPENSES: --- UNDEFINED CODE ---		0.00	0.00	32,383.00	0.00	236,383.00	13.6%
TOTAL EXPENSES:		0.00	0.00	32,383.00	0.00	236,383.00	13.6%

DATE: 05/18/2020  
 TIME: 09:35:21  
 ID: GL470006.WOW

VILLAGE OF CARY  
 DETAILED REVENUE & EXPENSE REPORT  
 ACTUAL VS. PRIOR VS. BUDGET  
 FOR 12 PERIODS ENDING APRIL 30, 2020

PAGE: 54  
 F-YR: 20

FUND: LAND CONSERVANCY FUND  
 DEPT: SERVICES

ACCOUNT NUMBER	DESCRIPTION	APRIL ACTUAL	PRIOR YEAR-MONTH ACTUAL	FISCAL YEAR-TO-DATE ACTUAL	PRIOR YEAR-TO-DATE ACTUAL	FISCAL YEAR BUDGET	PERCENT USED
<b>REPAIRS &amp; MAINTENANCE</b>							
76-11-5-0100	LAKE FACILITY - NATIVE LANDSCA	0.00	0.00	0.00	0.00	0.00	0.0%
76-11-5-0101	LAKE FACILITY - GRAVEL TRAIL	0.00	0.00	0.00	0.00	0.00	0.0%
76-11-5-0102	LAKE FACILITY OTHER	0.00	0.00	0.00	462.95	0.00	0.0%
76-11-5-0103	LAKE FACILITY LANDSCAPING	0.00	0.00	0.00	0.00	0.00	0.0%
TOTAL EXPENSES: REPAIRS & MAINTENANCE		0.00	0.00	0.00	462.95	0.00	0.0%
<b>PROFESSIONAL SERVICES</b>							
76-11-6-0500	PROFESSIONAL SERVICES	0.00	0.00	0.00	3,614.38	0.00	0.0%
TOTAL EXPENSES: PROFESSIONAL SERVICES		0.00	0.00	0.00	3,614.38	0.00	0.0%
<b>CAPITAL EXPENDITURES</b>							
76-11-7-5000	FOX TRAILS SIDEWALK EXTENSION	0.00	0.00	0.00	0.00	0.00	0.0%
76-11-7-5001	ENTRANCE GATE & SIGN	0.00	0.00	0.00	5,308.69	0.00	0.0%
76-11-7-5002	PARK EQUIPMENT	0.00	0.00	0.00	50,050.70	0.00	0.0%
TOTAL EXPENSES: CAPITAL EXPENDITURES		0.00	0.00	0.00	55,359.39	0.00	0.0%
<b>--- UNDEFINED CODE ---</b>							
76-11-9-1008	TRANSFER OUT - PARKING FUND	0.00	0.00	0.00	0.00	0.00	0.0%
TOTAL EXPENSES: --- UNDEFINED CODE ---		0.00	0.00	0.00	0.00	0.00	0.0%
TOTAL EXPENSES: SERVICES		0.00	0.00	0.00	59,436.72	0.00	0.0%
TOTAL FUND EXPENSES		0.00	0.00	32,383.00	59,436.72	236,383.00	13.6%
TOTAL FUND REVENUES		778.71	411.75	35,308.52	17,244.01	21,000.00	168.1%
TOTAL FUND EXPENSES		0.00	0.00	32,383.00	59,436.72	236,383.00	13.6%
FUND SURPLUS (DEFICIT)		778.71	411.75	2,925.52	(42,192.71)	(215,383.00)	-1.3%







DATE: 05/18/2020  
 TIME: 09:35:21  
 ID: GL470006.WOW

VILLAGE OF CARY  
 DETAILED REVENUE & EXPENSE REPORT  
 ACTUAL VS. PRIOR VS. BUDGET  
 FOR 12 PERIODS ENDING APRIL 30, 2020

PAGE: 57  
 F-YR: 20

FUND: T.I.F. # 1  
 DEPT: T.I.F. #1

ACCOUNT NUMBER	DESCRIPTION	APRIL ACTUAL	PRIOR YEAR-MONTH ACTUAL	FISCAL YEAR-TO-DATE ACTUAL	PRIOR YEAR-TO-DATE ACTUAL	FISCAL YEAR BUDGET	PERCENT USED
<b>PROPERTY TAXES</b>							
80-00-2-1000	PROPERTY TAX REVENUE	0.00	0.00	75,310.80	14,281.84	75,000.00	100.4%
80-00-2-1500	REIMBURSEMENT FOR SERVICES	0.00	0.00	0.00	0.00	0.00	0.0%
TOTAL REVENUES: PROPERTY TAXES		0.00	0.00	75,310.80	14,281.84	75,000.00	100.4%
<b>INTEREST INCOME</b>							
80-00-6-0000	INTEREST INCOME	363.23	40.57	1,408.63	596.38	1,000.00	140.8%
80-00-6-0001	Interest Income-DCEO Grant	0.00	0.00	0.00	0.00	0.00	0.0%
TOTAL REVENUES: INTEREST INCOME		363.23	40.57	1,408.63	596.38	1,000.00	140.8%
<b>OTHER REVENUE</b>							
80-00-8-1000	DCEO JANDUS GRANT PROJECT	0.00	0.00	0.00	0.00	0.00	0.0%
80-00-8-1100	SIDEWALK GAP GRANT	0.00	0.00	0.00	0.00	100,000.00	0.0%
TOTAL REVENUES: OTHER REVENUE		0.00	0.00	0.00	0.00	100,000.00	0.0%
TOTAL REVENUES: T.I.F. #1		363.23	40.57	76,719.43	14,878.22	176,000.00	43.5%
TOTAL FUND REVENUES		363.23	40.57	76,719.43	14,878.22	176,000.00	43.5%

VILLAGE OF CARY  
 DETAILED REVENUE & EXPENSE REPORT  
 ACTUAL VS. PRIOR VS. BUDGET  
 FOR 12 PERIODS ENDING APRIL 30, 2020

FUND: T.I.F. # 1  
 DEPT: EXPENDITURES #1

ACCOUNT NUMBER	DESCRIPTION	APRIL ACTUAL	PRIOR YEAR-MONTH ACTUAL	FISCAL YEAR-TO-DATE ACTUAL	PRIOR YEAR-TO-DATE ACTUAL	FISCAL YEAR BUDGET	PERCENT USED
<b>OTHER COMMODITIES</b>							
80-11-3-6500	OTHER COMMODITIES	0.00	0.00	0.00	0.00	0.00	0.0%
TOTAL EXPENSES: OTHER COMMODITIES		0.00	0.00	0.00	0.00	0.00	0.0%
<b>SERVICES</b>							
80-11-4-0300	PRINTING	0.00	0.00	0.00	0.00	0.00	0.0%
80-11-4-0400	DUES AND MEMBERSHIPS	0.00	0.00	0.00	0.00	0.00	0.0%
80-11-4-0500	TRAINING/SEMINARS	0.00	0.00	0.00	0.00	0.00	0.0%
80-11-4-0600	BANK CHARGES	0.00	0.00	0.00	0.00	0.00	0.0%
TOTAL EXPENSES: SERVICES		0.00	0.00	0.00	0.00	0.00	0.0%
<b>PROFESSIONAL SERVICES</b>							
80-11-6-0300	LEGAL EXPENSES	0.00	0.00	0.00	0.00	0.00	0.0%
80-11-6-0400	ENGINEERING FEES	0.00	0.00	0.00	0.00	0.00	0.0%
80-11-6-0500	PROFESSIONAL SERVICES	0.00	43,566.76	300.00	116,904.52	0.00	-100.0%
80-11-6-6500	OTHER PROFESSIONAL SERVICES	0.00	0.00	0.00	0.00	0.00	0.0%
TOTAL EXPENSES: PROFESSIONAL SERVICES		0.00	43,566.76	300.00	116,904.52	0.00	-100.0%
<b>CAPITAL EXPENDITURES</b>							
80-11-7-0400	BANNER/WAYFINDING SIGN	0.00	0.00	0.00	0.00	0.00	0.0%
80-11-7-5000	JANDUS CUT-OFF RD CONSTR PROJ	0.00	0.00	0.00	0.00	0.00	0.0%
80-11-7-5001	RT 14 & JANDUS CUTOFF TURN LN	0.00	0.00	0.00	0.00	0.00	0.0%
80-11-7-5002	LAND ACQUISITION	0.00	0.00	0.00	0.00	0.00	0.0%
80-11-7-5004	EAST MAIN STREET	0.00	0.00	0.00	0.00	0.00	0.0%
80-11-7-5005	PROPERTY DEVELOPMENT	0.00	0.00	0.00	0.00	0.00	0.0%
80-11-7-5006	TIF IMPROVEMENTS	48,142.54	(600.00)	1,154,550.84	0.00	1,001,955.00	115.2%
80-11-7-9000	JANDUS RD CUT-OFF CONSTR PROJ	0.00	0.00	0.00	0.00	0.00	0.0%
80-11-7-9001	JANDUS PAVING/CONCRETE/MASNRY	0.00	0.00	0.00	0.00	0.00	0.0%
80-11-7-9002	JANDUS EXCAV SITE -PREP/DEMO	0.00	0.00	0.00	0.00	0.00	0.0%
TOTAL EXPENSES: CAPITAL EXPENDITURES		48,142.54	(600.00)	1,154,550.84	0.00	1,001,955.00	115.2%
TOTAL EXPENSES: EXPENDITURES #1		48,142.54	42,966.76	1,154,850.84	116,904.52	1,001,955.00	115.2%
TOTAL FUND EXPENSES		48,142.54	42,966.76	1,154,850.84	116,904.52	1,001,955.00	115.2%
<b>TOTAL FUND REVENUES</b>							
TOTAL FUND REVENUES		363.23	40.57	76,719.43	14,878.22	176,000.00	43.5%
<b>TOTAL FUND EXPENSES</b>							
TOTAL FUND EXPENSES		48,142.54	42,966.76	1,154,850.84	116,904.52	1,001,955.00	115.2%
<b>FUND SURPLUS (DEFICIT)</b>							
FUND SURPLUS (DEFICIT)		(47,779.31)	(42,926.19)	(1,078,131.41)	(102,026.30)	(825,955.00)	130.5%

DATE: 05/18/2020  
 TIME: 09:35:21  
 ID: GL470006.WOW

VILLAGE OF CARY  
 DETAILED REVENUE & EXPENSE REPORT  
 ACTUAL VS. PRIOR VS. BUDGET  
 FOR 12 PERIODS ENDING APRIL 30, 2020

PAGE: 59  
 F-YR: 20

FUND: T.I.F. # 2  
 DEPT: TIF DISTRICT #2

ACCOUNT NUMBER	DESCRIPTION	APRIL ACTUAL	PRIOR YEAR-MONTH ACTUAL	FISCAL YEAR-TO-DATE ACTUAL	PRIOR YEAR-TO-DATE ACTUAL	FISCAL YEAR BUDGET	PERCENT USED
<b>REVENUE</b>							
82-00-2-1000	PROPERTY TAX REVENUE	0.00	0.00	17,544.98	12,084.52	8,500.00	206.4%
TOTAL REVENUES: REVENUE		0.00	0.00	17,544.98	12,084.52	8,500.00	206.4%
<b>FINANCE REVENUE</b>							
82-00-6-0000	INTEREST INCOME	0.00	0.00	1.68	3.30	0.00	100.0%
TOTAL REVENUES: FINANCE REVENUE		0.00	0.00	1.68	3.30	0.00	100.0%
TOTAL REVENUES: TIF DISTRICT #2		0.00	0.00	17,546.66	12,087.82	8,500.00	206.4%
TOTAL FUND REVENUES		0.00	0.00	17,546.66	12,087.82	8,500.00	206.4%

VILLAGE OF CARY  
 DETAILED REVENUE & EXPENSE REPORT  
 ACTUAL VS. PRIOR VS. BUDGET  
 FOR 12 PERIODS ENDING APRIL 30, 2020

FUND: T.I.F. # 2  
 DEPT: EXPENDITURES

ACCOUNT NUMBER	DESCRIPTION	APRIL ACTUAL	PRIOR YEAR-MONTH ACTUAL	FISCAL YEAR-TO-DATE ACTUAL	PRIOR YEAR-TO-DATE ACTUAL	FISCAL YEAR BUDGET	PERCENT USED
<b>COMMODITIES</b>							
82-11-3-0300	OPERATING SUPPLIES	0.00	0.00	0.00	0.00	0.00	0.0%
82-11-3-6500	OTHER COMMODITIES	0.00	0.00	0.00	0.00	0.00	0.0%
TOTAL EXPENSES: COMMODITIES		0.00	0.00	0.00	0.00	0.00	0.0%
<b>SERVICES</b>							
82-11-4-0300	PRINTING	0.00	0.00	0.00	0.00	0.00	0.0%
82-11-4-0400	DUES AND MEMBERSHIPS	0.00	0.00	0.00	0.00	0.00	0.0%
82-11-4-0500	TRAINING/SEMINARS	0.00	0.00	0.00	0.00	0.00	0.0%
82-11-4-0600	BANK CHARGES	0.00	0.00	0.00	0.00	0.00	0.0%
TOTAL EXPENSES: SERVICES		0.00	0.00	0.00	0.00	0.00	0.0%
<b>PROFESSIONAL SERVICES</b>							
82-11-6-0400	ENGINEERING FEES	0.00	0.00	0.00	0.00	0.00	0.0%
82-11-6-0500	PROFESSIONAL SERVICES	0.00	0.00	0.00	153.75	21,000.00	0.0%
82-11-6-6500	OTHER PROFESSIONAL SERVICES	0.00	0.00	0.00	0.00	0.00	0.0%
TOTAL EXPENSES: PROFESSIONAL SERVICES		0.00	0.00	0.00	153.75	21,000.00	0.0%
<b>CAPITAL EXPENDITURES</b>							
82-11-7-5006	TIF IMPROVEMENTS	0.00	(1,313.10)	0.00	0.00	0.00	0.0%
82-11-7-5050	CAPITAL IMPROVEMENTS	0.00	0.00	0.00	0.00	0.00	0.0%
TOTAL EXPENSES: CAPITAL EXPENDITURES		0.00	(1,313.10)	0.00	0.00	0.00	0.0%
TOTAL EXPENSES: EXPENDITURES		0.00	(1,313.10)	0.00	153.75	21,000.00	0.0%
TOTAL FUND EXPENSES		0.00	(1,313.10)	0.00	153.75	21,000.00	0.0%
TOTAL FUND REVENUES		0.00	0.00	17,546.66	12,087.82	8,500.00	206.4%
TOTAL FUND EXPENSES		0.00	(1,313.10)	0.00	153.75	21,000.00	0.0%
FUND SURPLUS (DEFICIT)		0.00	1,313.10	17,546.66	11,934.07	(12,500.00)	-140.3%

DATE: 05/18/2020  
 TIME: 09:35:21  
 ID: GL470006.WOW

VILLAGE OF CARY  
 DETAILED REVENUE & EXPENSE REPORT  
 ACTUAL VS. PRIOR VS. BUDGET  
 FOR 12 PERIODS ENDING APRIL 30, 2020

PAGE: 61  
 F-YR: 20

FUND: REVOLVING LOAN FUNDS  
 DEPT: REVOLVING LOAN FUNDS

ACCOUNT NUMBER	DESCRIPTION	APRIL ACTUAL	PRIOR YEAR-MONTH ACTUAL	FISCAL YEAR-TO-DATE ACTUAL	PRIOR YEAR-TO-DATE ACTUAL	FISCAL YEAR BUDGET	PERCENT USED
<b>INTEREST INCOME</b>							
90-00-0-1200	INTEREST INCOME	0.00	(9,765.39)	0.00	0.00	6,000.00	0.0%
TOTAL REVENUES: INTEREST INCOME		0.00	(9,765.39)	0.00	0.00	6,000.00	0.0%
<b>OTHER REVENUE</b>							
90-00-8-4000	GRANT - ILLINOIS DCEO FUND	0.00	0.00	0.00	0.00	0.00	0.0%
TOTAL REVENUES: OTHER REVENUE		0.00	0.00	0.00	0.00	0.00	0.0%
TOTAL REVENUES: REVOLVING LOAN FUNDS		0.00	(9,765.39)	0.00	0.00	6,000.00	0.0%
TOTAL FUND REVENUES		0.00	(9,765.39)	0.00	0.00	6,000.00	0.0%

DATE: 05/18/2020  
 TIME: 09:35:21  
 ID: GL470006.WOW

VILLAGE OF CARY  
 DETAILED REVENUE & EXPENSE REPORT  
 ACTUAL VS. PRIOR VS. BUDGET  
 FOR 12 PERIODS ENDING APRIL 30, 2020

PAGE: 62  
 F-YR: 20

FUND: REVOLVING LOAN FUNDS  
 DEPT: EXPENSES

ACCOUNT NUMBER	DESCRIPTION	APRIL ACTUAL	PRIOR YEAR-MONTH ACTUAL	FISCAL YEAR-TO-DATE ACTUAL	PRIOR YEAR-TO-DATE ACTUAL	FISCAL YEAR BUDGET	PERCENT USED
<b>ECONOMIC INCENTIVES</b>							
90-11-8-4000	ECONOMIC INCENTIVES	0.00	0.00	0.00	0.00	0.00	0.0%
TOTAL EXPENSES: ECONOMIC INCENTIVES		0.00	0.00	0.00	0.00	0.00	0.0%
TOTAL EXPENSES: EXPENSES		0.00	0.00	0.00	0.00	0.00	0.0%
TOTAL FUND EXPENSES		0.00	0.00	0.00	0.00	0.00	0.0%
TOTAL FUND REVENUES		0.00	(9,765.39)	0.00	0.00	6,000.00	0.0%
TOTAL FUND EXPENSES		0.00	0.00	0.00	0.00	0.00	0.0%
FUND SURPLUS (DEFICIT)		0.00	(9,765.39)	0.00	0.00	6,000.00	0.0%



DATE: 05/18/2020  
 TIME: 09:35:22  
 ID: GL470006.WOW

VILLAGE OF CARY  
 DETAILED REVENUE & EXPENSE REPORT  
 ACTUAL VS. PRIOR VS. BUDGET  
 FOR 12 PERIODS ENDING APRIL 30, 2020

PAGE: 63  
 F-YR: 20

FUND: SSA #1 - DEBT SERVICE  
 DEPT: SSA # 1 - DEBT SERVICE

ACCOUNT NUMBER	DESCRIPTION	APRIL ACTUAL	PRIOR YEAR-MONTH ACTUAL	FISCAL YEAR-TO-DATE ACTUAL	PRIOR YEAR-TO-DATE ACTUAL	FISCAL YEAR BUDGET	PERCENT USED
<b>INCOME</b>							
J0-00-0-1000	PROPERTY TAX REVENUE	0.00	7,546.66	517,548.26	517,548.26	519,004.00	99.7%
J0-00-0-1210	INVESTMENT INCOME-B&I-1A	0.00	0.00	0.00	0.00	0.00	0.0%
J0-00-0-1230	INVESTMENT INCOME-RSRV FUND-1A	0.00	0.00	0.00	0.00	0.00	0.0%
J0-00-0-1250	INVESTMENT INCOME-ADMIN EXP-1A	0.00	0.00	0.00	0.00	0.00	0.0%
J0-00-0-1270	INVESTMENT INCOME-SPEC RED-1A	0.00	0.00	0.00	0.00	0.00	0.0%
J0-00-0-3000	PREPAY/RECAPTURES FEES	0.00	27,011.79	0.00	27,011.79	0.00	0.0%
TOTAL REVENUES: INCOME		0.00	34,558.45	517,548.26	544,560.05	519,004.00	99.7%
<b>INTEREST INCOME</b>							
J0-00-6-0000	INTEREST INCOME	0.00	16,479.50	49.69	16,618.71	0.00	100.0%
TOTAL REVENUES: INTEREST INCOME		0.00	16,479.50	49.69	16,618.71	0.00	100.0%
TOTAL REVENUES: SSA # 1 - DEBT SERVICE		0.00	51,037.95	517,597.95	561,178.76	519,004.00	99.7%
TOTAL FUND REVENUES		0.00	51,037.95	517,597.95	561,178.76	519,004.00	99.7%

DATE: 05/18/2020  
 TIME: 09:35:22  
 ID: GL470006.WOW

VILLAGE OF CARY  
 DETAILED REVENUE & EXPENSE REPORT  
 ACTUAL VS. PRIOR VS. BUDGET  
 FOR 12 PERIODS ENDING APRIL 30, 2020

PAGE: 64  
 F-YR: 20

FUND: SSA #1 - DEBT SERVICE  
 DEPT: EXPENSES

ACCOUNT NUMBER	DESCRIPTION	APRIL ACTUAL	PRIOR YEAR-MONTH ACTUAL	FISCAL YEAR-TO-DATE ACTUAL	PRIOR YEAR-TO-DATE ACTUAL	FISCAL YEAR BUDGET	PERCENT USED
<b>EXPENSES-SSA#1A</b>							
J0-10-8-0600	ADMINISTRATIVE EXPENSES	0.00	23,056.25	0.00	23,056.25	0.00	0.0%
TOTAL EXPENSES: EXPENSES-SSA#1A		0.00	23,056.25	0.00	23,056.25	0.00	0.0%
<b>EXPENSES-SSA# 1B</b>							
J0-10-9-0200	BOND & INTEREST EXPENSE	0.00	535,460.00	0.00	535,460.00	0.00	0.0%
TOTAL EXPENSES: EXPENSES-SSA# 1B		0.00	535,460.00	0.00	535,460.00	0.00	0.0%
TOTAL EXPENSES: EXPENSES		0.00	558,516.25	0.00	558,516.25	0.00	0.0%
TOTAL FUND EXPENSES		0.00	558,516.25	0.00	558,516.25	0.00	0.0%
TOTAL FUND REVENUES		0.00	51,037.95	517,597.95	561,178.76	519,004.00	99.7%
TOTAL FUND EXPENSES		0.00	558,516.25	0.00	558,516.25	0.00	0.0%
FUND SURPLUS (DEFICIT)		0.00	(507,478.30)	517,597.95	2,662.51	519,004.00	99.7%



DATE: 05/18/2020  
 TIME: 09:35:22  
 ID: GL470006.WOW

VILLAGE OF CARY  
 DETAILED REVENUE & EXPENSE REPORT  
 ACTUAL VS. PRIOR VS. BUDGET  
 FOR 12 PERIODS ENDING APRIL 30, 2020

PAGE: 66  
 F-YR: 20

FUND: SSA #2 - DEBT SERVICE FUND  
 DEPT: SSA # 2 DEBT SERVICE

ACCOUNT NUMBER	DESCRIPTION	APRIL ACTUAL	PRIOR YEAR-MONTH ACTUAL	FISCAL YEAR-TO-DATE ACTUAL	PRIOR YEAR-TO-DATE ACTUAL	FISCAL YEAR BUDGET	PERCENT USED
<b>INVESTMENT INCOME</b>							
L0-00-0-1000	PROPERTY TAX REVENUE	0.00	7,021.83	714,020.45	713,001.72	713,002.00	100.1%
L0-00-0-1210	INVESTMENT INCOME-B&I-2A	0.00	0.00	0.00	0.00	0.00	0.0%
L0-00-0-1221	INVESTMENT INCOME-CAP INT-2B	0.00	0.00	0.00	0.00	0.00	0.0%
L0-00-0-1230	INVESTMENT INCOME RES RUND-2A	0.00	0.00	0.00	0.00	0.00	0.0%
L0-00-0-1240	INVESTMENT INCOME-SPEC RED-2A	0.00	0.00	0.00	0.00	0.00	0.0%
L0-00-0-1270	INVESTMENT INCOME-ADMIN EXP-2A	0.00	0.00	0.00	0.00	0.00	0.0%
L0-00-0-1280	INVESTMENT INC-PREPAY/RECAP-2B	0.00	0.00	0.00	0.00	0.00	0.0%
L0-00-0-3000	PREPAY/RECAPTURE FEES	0.00	0.00	0.00	0.00	0.00	0.0%
TOTAL REVENUES: INVESTMENT INCOME		0.00	7,021.83	714,020.45	713,001.72	713,002.00	100.1%
<b>INTEREST INCOME</b>							
L0-00-6-0000	INTEREST INCOME	0.00	22,652.59	68.55	22,845.29	0.00	100.0%
TOTAL REVENUES: INTEREST INCOME		0.00	22,652.59	68.55	22,845.29	0.00	100.0%
TOTAL REVENUES: SSA # 2 DEBT SERVICE		0.00	29,674.42	714,089.00	735,847.01	713,002.00	100.1%
TOTAL FUND REVENUES		0.00	29,674.42	714,089.00	735,847.01	713,002.00	100.1%

DATE: 05/18/2020  
 TIME: 09:35:22  
 ID: GL470006.WOW

VILLAGE OF CARY  
 DETAILED REVENUE & EXPENSE REPORT  
 ACTUAL VS. PRIOR VS. BUDGET  
 FOR 12 PERIODS ENDING APRIL 30, 2020

PAGE: 67  
 F-YR: 20

FUND: SSA #2 - DEBT SERVICE FUND  
 DEPT: EXPENSES

ACCOUNT NUMBER	DESCRIPTION	APRIL ACTUAL	PRIOR YEAR-MONTH ACTUAL	FISCAL YEAR-TO-DATE ACTUAL	PRIOR YEAR-TO-DATE ACTUAL	FISCAL YEAR BUDGET	PERCENT USED
<b>EXPENSES</b>							
L0-10-8-0600	ADMINISTRATIVE EXPENSES	0.00	17,031.23	0.00	17,031.23	0.00	0.0%
TOTAL EXPENSES: EXPENSES		0.00	17,031.23	0.00	17,031.23	0.00	0.0%
<b>EXPENSES</b>							
L0-10-9-0200	BOND & INTEREST EXPENSE	0.00	709,166.00	0.00	709,166.00	0.00	0.0%
TOTAL EXPENSES: EXPENSES		0.00	709,166.00	0.00	709,166.00	0.00	0.0%
TOTAL EXPENSES: EXPENSES		0.00	726,197.23	0.00	726,197.23	0.00	0.0%
TOTAL FUND EXPENSES		0.00	726,197.23	0.00	726,197.23	0.00	0.0%
TOTAL FUND REVENUES		0.00	29,674.42	714,089.00	735,847.01	713,002.00	100.1%
TOTAL FUND EXPENSES		0.00	726,197.23	0.00	726,197.23	0.00	0.0%
FUND SURPLUS (DEFICIT)		0.00	(696,522.81)	714,089.00	9,649.78	713,002.00	100.1%



